












# GUIDEBOOK ENDOSCOPY

---

From Screening to Treatment



# SELECTION OF TECHNOLOGIES

	<b>LCI (LINKED COLOR IMAGING)</b> Increased contrast in red colour leads to improved visibility of abnormalities, inflammation and delineation.
	<b>BLI (BLUE LIGHT IMAGING)</b> The combination of special light wavelengths results in improved contrast imaging for characterisation.
	<b>ACI (AMBER-RED COLOR IMAGING)</b> Enhances the visualisation of slight colour tone differences of blood colour (e.g. for the localisation of the bleeding source). Available with all 860, 840, 760 & 740 series endoscopes together with processor EP-8000.
	<b>CAD EYE</b> This function, developed utilising AI technology, supports colonic polyp detection and characterisation during colonoscopy.
	<b>SCALE EYE</b> Virtual scale function designed to aid endoscopists in estimating the size of lesions in the colon.
	<b>COLOASSIST PRO</b> Endoscope visualisation function which displays the shape of the endoscope in real-time.
	<b>ONE-STEP CONNECTOR</b> Easy to plug in with an integrated wireless power supply to provide high speed transmission of data. Available with all 800 & 700 series endoscopes.
	<b>G7 GRIP</b> Grip is designed to have a comfortable feel to improve performance and reduce stress.
	<b>WATER JET TECHNOLOGY</b> The Water Jet function aids constant visualisation for both diagnostic and therapeutic procedures.
	<b>COLOASSIST ADJUST</b> Combines the 3 features "Flexibility Adjuster" with different levels of stiffness, "Advanced Force Transmission" and "Adaptive Bending", intended to be helpful for the manoeuvrability of the endoscope.
	<b>MULTI ZOOM TECHNOLOGY</b> Easy-to-control optical magnification in stepwise or continuous magnification mode.
	<b>4K</b> Combine equipment displaying this logo to ensure a 4K resolution on the monitor.

Please notice:  
 Throughout this brochure we use the symbol 'Ø' for 'Diameter'.

# CONTENT






<b>ELUXEO® 800 SERIES ENDOSCOPES</b>	4
<b>ELUXEO® 700 SERIES ENDOSCOPES</b>	6
600 SERIES ENDOSCOPES	8
DUODENOSCOPE	8
DOUBLE BALLOON ENDOSCOPES	8
BRONCHOSCOPES	10
PROCESSORS, LIGHT SOURCES & SOFTWARE	12
EUS SYSTEMS	14
SPECIAL ENDOSCOPES	16
PERIPHERAL DEVICES	18
ERCP	20
ERCP - CHOLANGIOSCOPY	44
ESD	46
POLYPECTOMY	50
BURIED BUMPER THERAPY	54
BIOPSY	54
FOREIGN BODY	56
HAEMOSTASIS	58
DILATION	62
DEVICES FOR PULMONOLOGY	64
ANCILLARIES	70
MONITORS & PRINTERS	88
CARTS	90
TRAINING & EDUCATION	92

# ELUXEO® 800 SERIES ENDOSCOPES







Model	Observation range (mm)	Field of view	Ø Distal end (mm)	Ø Insertion tube (mm)	Ø Instrument channel (mm)	Bending capability (up/down)	Bending capability (left/right)	Working length (mm)	Image area, instrument & water jet entry	Remarks
-------	------------------------	---------------	-------------------	-----------------------	---------------------------	------------------------------	---------------------------------	---------------------	--	---------








## GASTROSCOPES

<div>NEW</div> <div></div>	EG-840T	2-100	140°	9.8	9.8	3.2	210°/160°	100°/100°	1,100	 LCI, BLI, ACI Water jet
	EG-840TP	2-100	140°	7.9	7.9	3.2	210°/160°	100°/100°	1,100	 LCI, BLI, ACI Water jet
	EG-860R	2-100	140°	8.9	8.9	2.8	210°/120°	100°/100°	1,100	 LCI, BLI, ACI Water jet
	EG-840N	2-100	140°	5.8	5.9	2.4	210°/90°	100°/100°	1,100	 LCI, BLI, ACI

## COLONOSCOPES

<div> CAD EYE is a function to support colonic polyp detection and characterisation during colonoscopy, utilising AI technology. CAD EYE is compatible with all 800 and 700 series colonoscopes and the ELUXEO® (EP-8000 &amp; VP/BL-7000) and ELUXEO® Lite (EP-6000) system.*1</div>										
<div>NEW</div> <div></div>	EC-860P/M, L	2-100	170°	11.5	11.5	3.2	180°/180°	160°/160°	1,330 1,690	 LCI, BLI, ACI Water jet ColoAssist Adjust
	EC-860S/M, I, L	2-100	170°	12.8	12.8	3.8	180°/180°	160°/160°	1,330 1,520 1,690	 LCI, BLI, ACI Water jet ColoAssist Adjust

## Observation modes compatibility

Endoscope	BLI	LCI	ACI	FICE
800 / 700 series endoscopes			 *2	
600 series endoscopes				
580 series endoscopes*3				
530 series endoscopes.*4				

\*1 For technical specifications see page 12/13.  
\*2 Only 860 series, 840 series, 760 series, 740 series endoscopes  
\*3 With EB-580S the light modes BLI and LCI are available  
\*4 Only EB-530H, EB-530P, EB-530S, EB-530T, EB-530XT, EB-530US

# ELUXEO® 700 SERIES ENDOSCOPES



FUJIFILM

Model	Observation range (mm)	Field of view	Ø Distal end (mm)	Ø Insertion tube (mm)	Ø Instrument channel (mm)	Bending capability (up/down)	Bending capability (left/right)	Working length (mm)	Image area, instrument & water jet entry	Remarks
-------	------------------------	---------------	-------------------	-----------------------	---------------------------	------------------------------	---------------------------------	---------------------	--	---------











## GASTROSCOPES

	EG-760R	2-100	140°	9.2	9.3	2.8	210°/90°	100°/100°	1,100	 LCI, BLI, ACI Water jet
	EG-760Z	Normal 3-100 Close 1.5-2.5	Normal 140° Close 56°	9.9	9.8	2.8	210°/90°	100°/100°	1,100	 LCI, BLI, ACI Multi Zoom*1 Water jet
	EG-760CT	2-100	140°	10.5	10.8	3.8	210°/90°	100°/100°	1,100	 LCI, BLI, ACI Water jet
	EG-740N	3-100	140°	5.8	5.9	2.4	210°/90°	100°/100°	1,100	 LCI, BLI, ACI
	<b>ELUXEO Lite</b> EG-720R	2-100	140°	9.2	9.3	2.8	210°/90°	100°/100°	1,100	 LCI, BLI

## GASTROSCOPE & SIGMOIDOSCOPE HYBRID

	EI-740D/S	3-100	140°	12.8	12.8	3.7/3.2	210°/90°	100°/100°	1,030	 LCI, BLI, ACI Water jet Dual channel
---	-----------	-------	------	------	------	---------	----------	-----------	-------	--

## COLONOSCOPES

	EC-760R-V/M, I, L	2-100	170°	12.0	12.0	3.8	180°/180°	160°/160°	1,330/1,520/ 1,690	 LCI, BLI, ACI Water jet ColoAssist Adjust
	EC-760Z-V/M, L	Normal 3-100 Close 1.5-2.5	Normal 140° Close 56°	12.8	12.8	3.8	180°/180°	160°/160°	1,330/1,690	 LCI, BLI, ACI, Multi Zoom*1 Water jet ColoAssist Adjust
	EC-760ZP-V/M, L	Normal 3-100 Close 1.5-2.5	Normal 140° Close 56°	11.7	11.8	3.2	180°/180°	160°/160°	1,330/1,690	 LCI, BLI, ACI, Multi Zoom*1 Water jet ColoAssist Adjust
	EC-760P-V/M, L	2-100	170°	11.1	11.5	3.2	180°/180°	160°/160°	1,330/1,690	 LCI, BLI, ACI, Water jet ColoAssist Adjust
	EC-760S-A/M, L*2	2-100	170°	12.8	12.8	3.8	180°/180°	160°/160°	1,330/1,690	 LCI, BLI, ACI Water jet SCALEEYE*2
	EC-760S-G/M, L*3	2-100	170°	12.8	12.8	3.8	180°/180°	160°/160°	1,330/1,690	 LCI, BLI, ACI Water jet ColoAssist PRO*3
	EC-760P-G/M, L*3	2-100	170°	11.7	11.8	3.2	180°/180°	160°/160°	1,330/1,690	 LCI, BLI, ACI Water jet ColoAssist PRO*3
	EC-740T/M, L	3-100	140°	9.8	10.7	3.2	210°/160°	160°/160°	1,330/1,690	 LCI, BLI, ACI Water jet
	<b>ELUXEO Lite</b> EC-720R/M, I, L	2-100	170°	12.8	12.8	3.8	180°/180°	160°/160°	1,330/1,520/ 1,690	 LCI, BLI Water jet



\*1 Multi Zoom: Optical magnification x 145 with a 26" screen.

\*2 To use the virtual scale technology please see page 12/13 for additional equipment required.

\*3 To use the visualisation function please see page 12/13 for additional equipment required. For information on the product availability in your area, please contact your local distributor.



# ELUXEO® 700 SERIES ENDOSCOPES





Model	Observation range (mm)	Field of view	Ø Distal end (mm)	Ø Insertion tube (mm)	Ø Instrument channel (mm)	Bending capability (up/down)	Bending capability (left/right)	Working length (mm)	Image area, instrument & water jet entry	Remarks	THIRD PARTY PRODUCTS
 <b>G-EYE®</b> 760R-V/M, I, L	2–100	170°	12.0	12.0	3.8	180°/180°	160°/160°	1,330/1,520/1,690		Balloon LCI, BLI, ACI Water jet ColoAssist Adjust	

Manufactured by Smart Medical Systems Ltd. For G-EYE® operation the SPARK<sup>2</sup>C Inflation System (incl. Control and Foot Panel, Leak Tester) is required. The system is compatible with ELUXEO EP-8000, ELUXEO VP/BL-7000 and ELUXEO Lite EP-6000. **Please also check our Training & Education chapter to learn more about mikoto - a colonoscopy training simulator.**

## 600 SERIES ENDOSCOPES

Model	Observation range (mm)	Field of view	Ø Distal end (mm)	Ø Insertion tube (mm)	Ø Instrument channel (mm)	Bending capability (up/down)	Bending capability (left/right)	Working length (mm)	Image area, instrument & water jet entry	Remarks
 EG-600WR	2–100	140°	9.2	9.3	2.8	210°/90°	100°/100°	1,100		Water jet



### COLONOSCOPES

 EC-600WM/WI/WL	2–100	140°	12.0	12.0	3.8	180°/180°	160°/160°	1,330/1,520/1,690		Water jet
--	-------	------	------	------	-----	-----------	-----------	-------------------	---	-----------

## DUODENOSCOPE

Model	Observation range (mm)	Field of view	Ø Distal end (mm)	Ø Insertion tube (mm)	Ø Instrument channel (mm)	Bending capability (up/down)	Bending capability (left/right)	Working length (mm)	Image area, instrument & water jet entry	Remarks
-------	------------------------	---------------	-------------------	-----------------------	---------------------------	------------------------------	---------------------------------	---------------------	--	---------




### DUODENOSCOPE

 ED-580XT	4–60	95° (retro 5°)	13.1	11.3	4.2	120°/90°	90°/110°	1,250		G-Lock
---	------	----------------	------	------	-----	----------	----------	-------	---	--------



## DOUBLE BALLOON ENDOSCOPES

Model	Observation range (mm)	Field of view	Ø Distal end (mm)	Ø Insertion tube (mm)	Ø Instrument channel (mm)	Bending capability (up/down)	Bending capability (left/right)	Working length (mm)	Image area, instrument & water jet entry	Remarks
-------	------------------------	---------------	-------------------	-----------------------	---------------------------	------------------------------	---------------------------------	---------------------	--	---------

### DOUBLE BALLOON ENDOSCOPE

  EN-840T	2–100	140°	9.4	9.3	3.2	180°/180°	160°/160°	2,000		LCI, BLI, ACI, Water jet <sup>*1</sup>
--	-------	------	-----	-----	-----	-----------	-----------	-------	---	--

### SHORT DOUBLE BALLOON ENDOSCOPE

 EI-580BT	2–100	140°	9.4	9.3	3.2	180°/180°	160°/160°	1,550		<sup>*2</sup>
--	-------	------	-----	-----	-----	-----------	-----------	-------	---	---------------

<sup>8</sup>  
<sup>\*1</sup> Balloon controller PB-30, balloon BS-4 and overtube TS-1314B are required. Both products are made from non-latex materials. For further information see page 84/85.



<sup>9</sup>  
<sup>\*2</sup> Balloon controller PB-30, balloon BS-2 and overtube TS-13101 are required. Latex options are available. For further information see page 84/85..

# BRONCHOSCOPES







Model	Observation range (mm)	Field of view	Ø Distal end (mm)	Ø Insertion tube (mm)	Ø Instrument channel (mm)	Bending capability (up/down)	Working length (mm)	Image area, instrument entry	Remarks
-------	------------------------	---------------	-------------------	-----------------------	---------------------------	------------------------------	---------------------	------------------------------	---------

## 700 SERIES

NEW	EB-710P	2-50	120°	4.1	4.1	2.0	210°/130°	600		LCI, BLI Rotation funct. HF-compatible LASER blocking filters (*1)
	EB-710XT	2-50	120°	5.8	6.1	3.2	180°/130°	600		LCI, BLI Rotation funct. HF-compatible LASER blocking filters (*1)

## 500 SERIES

G5 ENDOSCOPY	EB-580S	2-100	120°	5.3	5.1	2.2	210°/130°	600		LCI, BLI HF-compatible LASER blocking filters (*2)
	EB-580T	2-100	120°	5.8	5.9	2.8	180°/130°	600		HF-compatible LASER blocking filters (*1)
	EB-530P	3-100	120°	3.8	3.8	1.2	180°/130°	600		HF-compatible LASER blocking filters (*2)
	EB-530S	3-100	120°	4.9	4.9	2.0	180°/130°	600		HF-compatible LASER blocking filters (*2)
	EB-530T	3-100	120°	5.8	5.9	2.8	180°/130°	600		HF-compatible LASER blocking filters (*2)

\*1 Nd-Yag LASER (1064 nm) & Diode LASER (810 nm).  
\*2 Diode LASER (810 nm).

Please also see category "Devices for Pulmonology".



Model	Product description
-------	---------------------

## PROCESSORS, LIGHT SOURCES & SOFTWARE

<p><b>NEW</b></p> <p><b>ELUXEO®</b> EP-8000</p> <p><b>4K</b> ULTRA HD</p>  <p><b>NEW</b></p> <p><b>ACL OR-PC 15*2</b></p> 	<ul style="list-style-type: none"> <li>▶ Video processor with LED light source for 800, 700, 600 and 580 series endoscopes</li> <li>▶ EB-530 series bronchoscopes,</li> <li>▶ Output 12G-SDI, 3G-SDI, DVI-D,</li> <li>▶ Low energy, long-lasting LED light source</li> <li>▶ LCI, BLI, ACI*<sup>1</sup> and FICE modes</li> </ul>	<ul style="list-style-type: none"> <li>▶ With a 12G-SDI output, providing the the possibility of 4K video quality</li> <li>▶ DICOM compatible</li> <li>▶ Applicable to USB Flash memory</li> <li>▶ Image output connectors: 12G-SDI, 3G-SDI, DVI-D, RGB-TV</li> <li>▶ Dimensions: 395mm (W) x 210 mm (H) x 515 mm (D) (incl.projection)</li> </ul>
<p><b>ELUXEO®</b> VP-7000 BL-7000</p> <p><b>HD</b></p> 	<ul style="list-style-type: none"> <li>▶ Video processor with LED light source for 800, 700, 600 and 500*<sup>3</sup> series endoscopes</li> <li>▶ 4 LED Multi Light system</li> <li>▶ Low energy, long-lasting LED light source</li> <li>▶ LCI, BLI*<sup>4</sup> and FICE modes</li> <li>▶ Full HD 1920 x 1080p digital output</li> </ul>	<ul style="list-style-type: none"> <li>▶ DICOM compatible</li> <li>▶ Applicable to USB Flash memory</li> <li>▶ Image output connectors: DVI-D x2, DV-I, HD-SDI x2, RGB-TV, S VIDEO, VIDEO</li> <li>▶ VP-7000 processor 9.0 kg, 390 mm (W) x 110 mm (H) x 485 mm (D)</li> <li>▶ BL-7000 light source 12 kg, 390 mm (W) x 155 mm (H) x 485 mm (D)</li> </ul>
<p><b>ELUXEO® Lite</b> EP-6000</p> <p><b>HD</b></p> 	<ul style="list-style-type: none"> <li>▶ Video processor with built-in light source for 800, 700, 600 and 500*<sup>3</sup> series endoscopes</li> <li>▶ 3 LED Multi Light system</li> <li>▶ Low energy, long-lasting LED light source</li> <li>▶ LCI, BLI*<sup>4</sup> and FICE modes</li> <li>▶ Full HD 1920 x 1080p digital output</li> </ul>	<ul style="list-style-type: none"> <li>▶ DICOM compatible</li> <li>▶ Applicable to USB Flash memory</li> <li>▶ Image output connectors: DVI-D x 2, RGB TV, S-VIDEO, VIDEO</li> <li>▶ 15.0 kg, 395 mm (W) x 210 mm (H) x 485 mm (D)</li> </ul>
<p>Expansion Unit EX-1*<sup>5</sup></p> <p><b>HD</b></p> 	<ul style="list-style-type: none"> <li>▶ Compatible processors: EP-8000, VP-7000, EP-6000</li> <li>▶ Output: DVI-I x1, DVI-D x1</li> <li>▶ Input: DVI-I x1</li> <li>▶ Power rating: 100-240 VAC +/- 10%, 50/60 Hz, 1.25 to 0.60 A</li> <li>▶ Dimension: 370.0 x 99.0 x 465.6 mm</li> <li>▶ Weight: Approx. 7.1 kg</li> </ul>	<p>Available software:</p> <ul style="list-style-type: none"> <li>▶ EW10-SC01 Expansion Unit Base Software for movie and still image recording with preview function and transferring via network. Compatible with 800/700/600/500 series endoscopes excl. ultrasonic endoscopes</li> <li>▶ EW10-EC02 Endoscopy Support Software for CAD EYE to support the detection and characterisation of colonic lesions. Compatible with all 800/700 series colonoscopes</li> <li>▶ EW10-VM01 Endoscopy Support Software for Scale Eye to assist in estimating the size of colonic lesions. Compatible with EC-760S-A/M,L colonoscopes</li> </ul> <p></p> <p></p> <p></p>
<p>Endoscope Visualizer EV-3D</p> <p><b>ColoAssist</b> PPD</p> 	<ul style="list-style-type: none"> <li>▶ Compatible processor: EP-8000, VP-7000, EP-6000</li> <li>▶ Compatible endoscope: EC-760S-G/M, L and EC-760P-G/M, L</li> <li>▶ Power rating: 100 – 240 V ~ 50/60 Hz, 1.0 – 0.7 A</li> <li>▶ Type of colour NTSC/PAL</li> <li>▶ Video Output DVI-I (Resolution: 1280 x 1024/1920 x 1080 pixels)</li> </ul>	<ul style="list-style-type: none"> <li>▶ HD-SDI (Resolution: 1920 x 1080 pixels)</li> <li>▶ Fuse T2.5AH 250 V x 2 (Rating: 2.5 A/250 V)</li> <li>▶ Dimensions (W x H x D) 380 x 80 x 445 mm (including projection)</li> <li>▶ Weight 6.5 kg</li> <li>▶ Frequency band 200 – 2000 Hz</li> </ul> <p><b>Additionally the transceiver dish EV-TD1 and the transceiver dish stand EV-TD2 are required. The hand marker EV-HM is optional.</b></p>

Model	Observation range (mm)	Field of view	Ø Distal end (mm)	Ø Insertion tube (mm)	Ø Instrument channel (mm)	Bending capability (up/down)	Bending capability (left/right)	Working length (mm)	Frequency (MHz)	Scanning method	Remarks
-------	------------------------	---------------	-------------------	-----------------------	---------------------------	------------------------------	---------------------------------	---------------------	-----------------	-----------------	---------

## ULTRASONIC VIDEOSCOPIES

	EG-740UT <sup>*1</sup>	3-100	140°	14.5	12.6	4.0	150°/100°	100°/100°	1,250	5, 7.5 10, 12	Electronic curved linear array 180°	*5
	EG-580UT <sup>*2</sup>	3-100	140° (forward/oblique 40°)	13.9	12.4	3.8	150°/150°	120°/120°	1,250	5, 7.5 10, 12	Electronic curved linear array 150°	*5
	EG-580UR <sup>*3</sup>	3-100	140°	11.4	11.5	2.8	190°/90°	100°/100°	1,250	5, 7.5 10, 12	Electronic radial 360°	*5
	EB-530US <sup>*4</sup>	3-100	120° (forward/oblique 10°)	6.7	6.3	2.0	130°/90°		610	5, 7.5 10, 12	Electronic curved linear array 65°	*6

EG-740UT might not be available in all countries. Please check with your local distributor.


Type	Model	Working length (mm)	Outer diameter (mm)	Frequency (MHz)	Suitable Instrument channel	Scanning method	Remarks
------	-------	---------------------	---------------------	-----------------	-----------------------------	-----------------	---------

## ULTRASONIC MINI PROBES


Probe Bronchoscopy	PB2020-M2	2,150	1.4 (distal) – 1.9 (proximal)	20.0	Larger than 2.0 mm	Mechanical radial	SP-900
P-series for Gastroenterology	P2620-L	2,620	2.6 max	17.0	Larger than 2.8 mm	Mechanical radial	SP-900

Model	Product description
-------	---------------------

## ULTRASONIC PROCESSOR

SU-1	 <ul style="list-style-type: none"> <li>▶ 13.0 kg, 390 mm (W) x 135 mm (H) x 485 mm (D), AC 100-240 V</li> <li>▶ Flat CP-1 keyboard with touch pad or trackball</li> <li>▶ Probe type: Radial, Curved linear array</li> <li>▶ Ultrasound scanning mode: 5-12MHz/Power Doppler/Colour Doppler/PW Doppler/ M mode/B mode/TH/CH/F-Flow/CHI/Elastography</li> </ul>
------	--

## ULTRASONIC MINI PROBE PROCESSOR

SP-900	 <ul style="list-style-type: none"> <li>▶ 8 kg, 377 mm (W) x 80 mm (H) x 480 mm (D), AC 100-240 V</li> <li>▶ CP-900 control pad</li> <li>▶ Scanning method: mechanical radial</li> <li>▶ Ultrasound scanning mode: B mode</li> </ul>
--------	---

Model	Power rating (V)	Frequency rating (Hz)	Current consumption	Size W x H x D (mm)	Weight (kg)	Applicable endoscopes Curved linear array scan / radial scan	Applicable ultrasonic bronchoscope
-------	------------------	-----------------------	---------------------	---------------------	-------------	---	------------------------------------

## DIAGNOSTIC ULTRASOUND SYSTEM

ARIETTA™ 850 FF ENDO	AC 200-240	50 / 60	1300 VA or less	550 x 900 x 1,220-1,695	165	EG-740UT, EG-580UT / EG-580UR	-
ARIETTA™ 750 FF ENDO	AC 200-240	50 / 60	1300 VA or less	550 x 900 x 1,220-1,695	145	EG-740UT, EG-580UT / EG-580UR	EB-530US

\*1 Compatible balloon: BS-102

\*2 Compatible balloon: B20UT

\*3 Compatible balloon: B20UR

\*4 Compatible balloon: B20BU

\*5 Applicable with ARIETTA 850 FF ENDO, ARIETTA 750 FF ENDO & SU-1

\*6 Applicable with ARIETTA 750 FF ENDO & SU-1

ALOKA ARIETTA 850 is manufactured by FUJIFILM Healthcare. ALOKA is a registered trademark of Hitachi, Ltd. Specifications and appearance may be subject to change for improvement without notice. For proper use of the system, be sure to read the operating manual prior to placing it into service.



# SPECIAL ENDOSCOPES





Model	Observation range (mm)	Field of view	Ø Distal end (mm)	Ø Insertion tube (mm)	Ø Instrument channel (mm)	Bending capability (up/down)	Working length (mm)	Size of image (%)
-------	------------------------	---------------	-------------------	-----------------------	---------------------------	------------------------------	---------------------	-------------------

## ENT/NASO-PHARYNGO-LARYNGOSCOPES

ER-530S2	3-50	90°	2.9	3.2		130°/130°	300	110
ER-530T	2-50	140°	5.4	4.9	2.0	130°/130°	400	130

Model	Product description
-------	---------------------

CONTROLLER, REGULATOR & WATER PUMP

PB-30		<b>Balloon controller for DBE endoscopes</b> <ul style="list-style-type: none"><li>▶ 7 kg (main unit), 145 mm (W) x 170 mm (H) x 410 mm (D) (main unit), AC 100–240 V</li><li>▶ Pressure of balloon: 5.6 kPa ± 2 kPa</li><li>▶ Max. flow rate of pump: 170 ± 50 ml/10 sec.</li></ul>
GW-100		<b>CO<sub>2</sub> gas regulator for FUJIFILM endoscopes</b> <ul style="list-style-type: none"><li>▶ Management gas flow: Max. 65 kPa</li><li>▶ Applicable to hospital pipeline CO<sub>2</sub></li><li>▶ Change the flow level on the front panel (Standard and low flow)</li><li>▶ 6 kg (main unit)</li><li>▶ 145 mm (W) x 170 mm (H) x 390 mm (D) (main unit)</li><li>▶ Gas tube CT-11G required for connection to water tank</li></ul>
JW-3		<b>Water pump</b> <ul style="list-style-type: none"><li>▶ Tank capacity: 2000 ml</li><li>▶ Foot switch operation</li><li>▶ 3.6 kg (main unit)</li><li>▶ 215 mm x 168 mm x 289 mm (excluding projections)</li><li>▶ 215 mm x 175 mm x 334 mm (including water tank)</li></ul>

Product name	Material code	Where to use	Characteristics	Total tube length (mm)	Unit
WATER PUMP ACCESSORIES					
Instrument channel tube JT-3RC	16642836	Instrument channel	Reusable	2,230	1
Instrument channel-joint tube JT-3RC2	16642850	Instrument channel	Reusable	195	5
Disposable instrument channel tube JT-3DC	16642862	Instrument channel	Single-use	2,065	10
Water jet tube JT-3RW	16642848	Water jet	Reusable	1,340 Luer connector	2
Disposable water jet tube JT-3DW	16642874	Water jet	Single-use	1,330 Luer connector	10
Disposable therapeutic tube JT-3DT	16642886	Therapeutic device	Single-use	3,350 Luer connector	10
Water tank WT-3JW	16642824	Water tank			2

Product code	Material code	Characteristics	Cutting length (mm)	Ø Tip (Fr)/ Tip length (mm)	Accepted guide wire (in)	Length (mm)	Ø Instrument channel (mm)	Unit
--------------	---------------	-----------------	---------------------	-----------------------------	--------------------------	-------------	---------------------------	------

AXS\_TOME+ SPHINCTEROTOMES\*1 ②

(for long wire technique, 3 lumen)

PAP1-D7-20-35	70100147815	Micro-Tip+, CWT	20	4.4/5	.035	2,000	2.8	5
PAP1-D7-25-35	70100147794	Micro-Tip+, CWT	25	4.4/5	.035	2,000	2.8	5
PAP1-D7-30-35	70100147795	Micro-Tip+, CWT	30	4.4/5	.035	2,000	2.8	5
PAP1-D8-20-35	70100147827	Micro-Tip+, monofil, rotatable	20	4.4/5	.035	2,000	2.8	5
PAP1-D8-25-35	70100147828	Micro-Tip+, monofil, rotatable	25	4.4/5	.035	2,000	2.8	5
PAP1-D8-30-35	70100147829	Micro-Tip+, monofil, rotatable	30	4.4/5	.035	2,000	2.8	5
PAP1-P8-25-35	70100147796	Micro-Tip+, monofil, insulated cutting wire (ProCut), rotatable	12.5/12.5 proximal insulated	4.4/5	.035	2,000	2.8	5
PAP1-P8-30-35	70100147825	Micro-Tip+, monofil, insulated cutting wire (ProCut), rotatable	15/15 proximal insulated	4.4/5	.035	2,000	2.8	5

AXS\_TOME+ SPHINCTEROTOMES FOR EASYCURE\*1 ②

(for short & long wire technique, 3 lumen)

PAP1-Q7-20-35	70100147798	Micro-Tip+, CWT	20	4.4/5	.035	2,000	3.8	5
PAP1-Q7-25-35	70100147797	Micro-Tip+, CWT	25	4.4/5	.035	2,000	3.8	5
PAP1-Q7-30-35	70100147832	Micro-Tip+, CWT	30	4.4/5	.035	2,000	3.8	5
PAP1-S8-20-35	70100147833	Micro-Tip+, monofil, rotatable	20	4.4/5	.035	2,000	3.8	5
PAP1-S8-25-35	70100147820	Micro-Tip+, monofil, rotatable	25	4.4/5	.035	2,000	3.8	5
PAP1-S8-30-35	70100147812	Micro-Tip+, monofil, rotatable	30	4.4/5	.035	2,000	3.8	5
PAP1-T8-25-35	70100147799	Micro-Tip+, monofil, insulated cutting wire (ProCut), rotatable	12.5/12.5 proximal insulated	4.4/5	.035	2,000	3.8	5
PAP1-T8-30-35	70100147800	Micro-Tip+, monofil, insulated cutting wire (ProCut), rotatable	15/15 proximal insulated	4.4/5	.035	2,000	3.8	5

Product code	Material code	Characteristics	Cutting length (mm)	Ø Tip (Fr)/ Tip length (mm)	Preloaded guide wire (in/mm)	Length (mm)	Ø Instrument channel (mm)	Unit
--------------	---------------	-----------------	---------------------	-----------------------------	------------------------------	-------------	---------------------------	------

AXS\_TOME PRELOADED SPHINCTEROTOMES\*1 ②

(with GPS Wire, 3 lumen)

PAP1-X7-25-35-450-OL	70100148363	Micro-Tip, CWT, preloaded GPS Wire	25	4.4/5	.035 /4,500	2,000	2.8	5
PAP1-X8-30-35-260-OL	70100146711	Micro-Tip, monofil, preloaded GPS Wire, for short & long wire technique (easyCure)	30	4.4/5	.035 /2,600	2,000	3.8	5
PAP1-X8-30-35-450-OL	70100146541	Micro-Tip, monofil, preloaded GPS Wire	30	4.4/5	.035 /4,500	2,000	2.8	5

\*1 Manufactured by FUJIFILM medwork GmbH, Germany.

Product code	Material code	Characteristics	Cutting length (mm)	Accepted guide wire (in)	Length (mm)	Ø Instrument channel (mm)	Unit
--------------	---------------	-----------------	---------------------	--------------------------	-------------	---------------------------	------

**AXS\_TOME SPHINCTEROTOMES\*<sup>1</sup>** ②  
(2 lumen)

PAP1-C2-20-35-OL	70100146538	Micro-Tip, CWT	20	.035	2,000	2.8	5
PAP1-C2-25-35-OL	70100146567	Micro-Tip, CWT	25	.035	2,000	2.8	5
PAP1-C2-30-35-OL	70100146620	Micro-Tip, CWT	30	.035	2,000	2.8	5
PAP1-C5-20-35-OL	70100146568	Micro-Tip, monofil	20	.035	2,000	2.8	5
PAP1-C5-30-35-OL	70100146621	Micro-Tip, monofil	30	.035	2,000	2.8	5
PAP1-D2-30-21-OL	70100146601	Micro-Tip, CWT, balloon enteroscopy	30	.021	2,600	2.8	2
PAP1-A2-20-35-OL	70100146619	Precut, CWT	20	.035	2,000	2.8	5
PAP1-M2-20-35-OL	70100146569	B II, CWT	20	.035	2,000	2.8	2
PAP1-N2-20-21-OL	70100146696	B II, CWT, balloon enteroscopy	20	.021	2,600	2.8	2

**AXS\_TOME SPHINCTEROTOME PRECUT\*<sup>1</sup>** ②

PAP1-A1-20-OL	70100146708	Precut, braided wire	20	-	-	2.8	5
---------------	-------------	----------------------	----	---	---	-----	---

Product code	Material code	Characteristics	Needle length (mm)	Accepted guide wire (in)	Length (mm)	Ø Instrument channel (mm)	Unit
--------------	---------------	-----------------	--------------------	--------------------------	-------------	---------------------------	------

**AXS\_TOME NEEDLE\*<sup>1</sup>** ②

PAP1-K1-06-OL	70100146561	1 lumen	6	-	2,000	2.8	5
PAP1-K2-06-35-OL	70100146562	2 lumen	6	.035	2,000	2.8	5
PAP1-K8-06-E35-OL	70100146540	3 lumen, for short & long wire technique (easyCure)	6	.035 ≥ 2,000 mm	2,000	3.8	5

Product code	Material code	Characteristics	Unit
--------------	---------------	-----------------	------

**EASYCURE GUIDE WIRE FIXATION\*<sup>1</sup>** ②

SPE1-Y7	70100146823	Guide wire fixation (instrument fork), for Fujifilm and Olympus (from G5 series on)	5
---------	-------------	---	---

\*<sup>1</sup> Manufactured by FUJIFILM medwork GmbH, Germany.

Product code	Material code	Characteristics	Length (mm)	Accepted Guide Wire (in)	Ø Instrument channel (mm)	Unit
ERCP CANNULA*1 ②						
CAN1-A3-18-200-35	70100146579	Standard, 1 lumen, radiopaque marking	2,000	.035	2.0	10
CAN1-A5-18-200-35	70100146633	Filiform, 1 lumen, radiopaque marking	2,000	.035	2.0	10
CAN1-A6-18-200-35	70100146688	Filiform, guide wire port, 1 lumen, radiopaque marking, tapered (2.3/1.8 mm)	2,000	.035	2.8	10
CAN1-B3-18-200-35	70100146688	Filiform, 1 lumen, radiopaque marking	2,000	.035	2.0	10
CAN1-B3-18-260-35	70100146580	Filiform, 1 lumen, radiopaque marking, balloon enteroscopy	2,600	.035	2.0	2
CAN1-B4-18-200-35	70100146553	Filiform, 2 lumen, radiopaque marking, tapered (2.3/1.8 mm)	2,000	.035	2.8	10
CAN1-B4-18-200-E35	70100146594	Filiform, 2 lumen, radiopaque marking, for short & long wire technique (easyCure), tapered (2.3/1.8 mm)	2,000	.035	3.2	2
CAN1-D5-18-200-35	70100146546	Bottle neck, 1 lumen, metal tip	2,000	.035	2.2	10

\*1 Manufactured by FUJIFILM medwork GmbH, Germany.

NEW

**GPS WIRE PRO** 0.025" GUIDE WIRE DELIVERING  
0.035" CORE PERFORMANCE\*1 ②

Product code	Material code	Diameter	Tip design	Length (mm)	Unit
WIR1-S2-25-450	70100167804	0.025"	Straight tip	4,500	5
WIR1-J2-25-450	70100167805	0.025"	J-tip	4,500	5
WIR1-S2-25-260	70100167798	0.025"	Straight tip	2,600	5
WIR1-J2-25-260	70100167808	0.025"	J-tip	2,600	5
WIR1-S2-25-550	70100167809	0.025"	Straight tip	5,500	2
WIR1-J2-25-550	70100167802	0.025"	J-tip	5,500	2

Product code	Material code	Diameter	Tip design	Length (mm)	Unit
--------------	---------------	----------	------------	-------------	------

**GPS WIRE** 0.035" GUIDE WIRE WITH HYDROPHILIC TIP\*2 ②

WIR1-S6-35-450	70100146743	.035"	Straight tip	4,500	5
WIR1-J6-35-450	70100146828	.035"	J-tip	4,500	5
WIR1-S6-35-260	70100146742	.035"	Straight tip	2,600	5
WIR1-J6-35-260	70100147764	.035"	J-tip	2,600	5

Product code	Material code	Characteristics	Length (mm)	Diameter (in)	Unit
--------------	---------------	-----------------	-------------	---------------	------

**GUIDE WIRES\*2** ②

WIR1-F7-35-260	70100146812	Straight, Nitinol, coated, extra stiff	2,600	.035	2
WIR1-F7-35-400	70100146827	Straight, Nitinol, coated, extra stiff	4,000	.035	2
WIR1-E1-72-260	70100146825	Straight, steel, flexible tip, Eder-Püstow	2,600	.072	2
WIR1-F1-18-400	70100146811	Straight, Nitinol, coated	4,000	.018	2
WIR1-F1-21-400	70100147809	Straight, Nitinol, coated	4,000	.021	2
WIR1-F1-21-500	70100147850	Straight, Nitinol, coated	5,000	.021	2
WIR1-F5-25-400	70100146826	Straight, Nitinol, insulated, black/white	4,000	.025	2
WIR1-F5-35-400	70100146738	Straight, Nitinol, insulated, black/white	4,000	.035	2

\*1 Manufactured by EPflex Feinwerktechnik GmbH, Germany

\*2 Manufactured by FUJIFILM medwork GmbH, Germany.

NEW

Product code	Material code	Characteristics	Ø Balloon (mm)	Length (mm)	Accepted Guide Wire (in)	Ø Instrument channel (mm)	Unit
<b>TORTUGA STONE EXTRACTION BALLOON*<sup>1</sup></b>			②				
BAL1-D3-15-35-200	70100166445	Injection above the balloon	8.5 / 12 / 15	2,200	.035	3.8	5
BAL1-P3-15-35-200	70100166449	Injection below the balloon	8.5 / 12 / 15	2,200	.035	3.8	5
BAL1-D3-20-35-200	70100166446	Injection above the balloon	15 / 18 / 20	2,200	.035	3.8	5
BAL1-P3-20-35-200	70100166447	Injection below the balloon	15 / 18 / 20	2,200	.035	3.8	5

Product code	Material code	Characteristics	Ø Balloon (mm)	Length (mm)	Accepted Guide Wire (in)	Ø Working channel (mm)	Unit
<b>STONE EXTRACTION BALLOON*<sup>2</sup></b>			②				
BAL1-B2-16-75-200-35	70100146544	Distal radiopaque marking, 2 lumen, tapered (7/5 Fr)	12 - 14 - 16	2,000	.035	2.8	5
BAL1-C2-16-07-200-35	70100146700	Distal radiopaque marking, 2 lumen	12 - 14 - 16	2,000	.035	2.8	5
BAL1-C3-18-07-200-35	70100146701	Distal radiopaque marking, 3 lumen	12 - 14 - 16	2,000	.035	2.8	5

Product code	Material code	Characteristics	Ø Balloon (mm)	Length (mm)	Accepted Guide Wire (in)	Ø Instrument channel (mm)	Unit
<b>TWIST'N'CATCH STONE EXTRACTION BASKET*<sup>1</sup></b>			②				
BAS1-K2-25-23-200	70100146704	Spherical, 130° rotation	35	2,000	-	2.8	5
BAS1-K3-35-28-200	70100146643	Spherical, 130° rotation, for short & long wire technique (easyCure)	35	2,000	.035" ≥ 2,000 mm	3.2	5

Product code	Material code	Characteristics	Ø Balloon (mm)	Length (mm)	Ø Instrument channel (mm)	Unit
<b>STONE EXTRACTION BASKET*<sup>1</sup></b>			②			
BAS1-A2-20-23-200	70100146699	Hexagonal	20	2,000	2.8	5
BAS1-A2-25-23-200	70100146702	Hexagonal	25	2,000	2.8	5
BAS1-A2-30-23-200	70100146661	Hexagonal	30	2,000	2.8	5
BAS1-A2-35-23-200	70100146641	Hexagonal	35	2,000	2.8	5
BAS1-C1-20-18-260	70100146573	Half twisted, balloon enteroscopy, not suitable for lithotripsy	20	2,600	2.0	2
BAS1-C2-25-23-260	70100146642	Half twisted, balloon enteroscopy, not suitable for lithotripsy	25	2,600	2.8	2

\*<sup>1</sup> Manufactured by FUJIFILM medwork GmbH, Germany.  
 \*<sup>2</sup> Manufactured by Prince Medical SAS, France.

Product code	Material code	Characteristics	Ø Balloon (mm)	Length (mm)	Accepted Guide Wire (in)	Ø Instrument channel (mm)	Unit
--------------	---------------	-----------------	----------------	-------------	--------------------------	---------------------------	------

**ROCKSTAR LITHOTRIPTOR STONE EXTRACTION BASKET**\*1 ②

BAS3-K2-35-35-200	70100146558	twist'n'CATCH-basket, integrated lithotripsy function, compatible with long & short wire technique	35	2,000	.035	4.2	2
-------------------	-------------	--	----	-------	------	-----	---

Product code	Material code	Characteristics	Ø Basket (mm)	Length (mm)	Ø Instrument channel (mm)	Unit
--------------	---------------	-----------------	---------------	-------------	---------------------------	------

**ROTACRUSH LITHOTRIPTOR**\*1 ②

LIT3-K2-30-35-200	70100146975	twist'n'CATCH-basket, integrated catheter, spiral spring, handle	35	2,000	3.8	1
-------------------	-------------	--	----	-------	-----	---

Product code	Material code	Characteristics	Ø Basket (mm)	Length (mm)	Ø Instrument channel (mm)	Unit
--------------	---------------	-----------------	---------------	-------------	---------------------------	------

**LITHOTRIPTOR BASKET**\*1 ②

LIT1-K2-25-23-200	70100146966	twist'n'CATCH-basket, spherical, 130° rotation	35	2,000 / 4,000	2.8	2
LIT1-C3-20-23-200	70100146996	Half twisted	20	2,000 / 4,000	2.8	2
LIT1-C3-25-23-200	70100146965	Half twisted	25	2,000 / 4,000	2.8	2
LIT1-C3-30-23-200	70100146986	Half twisted	30	2,000 / 4,000	2.8	2
LIT1-C3-35-23-200	70100146970	Half twisted	35	2,000 / 4,000	2.8	2

Product code	Material code	Characteristics	Length (mm)	Ø Instrument channel (mm)	Unit
--------------	---------------	-----------------	-------------	---------------------------	------

**LITHOTRIPTOR SPRING**\*1 ②

LIT1-G4-26-185	70100146988	Spiral spring, transendoscopic	1,850	2.8	2
LIT1-N4-38-090	70100146957	Spiral spring, emergency	900	-	2

Product code	Material code	Characteristics	Unit
--------------	---------------	-----------------	------

**LITHOTRIPTOR HANDLE**\*1

LIT2-D-HAN	70100146616	Reusable handle, pull-through technique, autoclavable up to 134° C	1
------------	-------------	--	---

\*1 Manufactured by FUJIFILM medwork GmbH, Germany.



Product code	Material code	Colour	Diameter (Fr)	Length between flaps (mm)	Total length (mm)	Unit
<b>KENA BILIARY STENTS*1</b> ②						
(2 flaps, centre bend)						
PRO1-C2-07-05	70100147774	Grey	7	50	65	1
PRO1-C2-07-07	70100147775	Grey	7	70	85	1
PRO1-C2-07-09	70100147767	Grey	7	90	105	1
PRO1-C2-07-11	70100147835	Grey	7	110	125	1
PRO1-C2-07-13	70100147836	Grey	7	130	145	1
PRO1-C2-07-15	70100147837	Grey	7	150	165	1
PRO1-C2-07-17	70100147838	Grey	7	170	185	1
PRO1-C2-07-19	70100147831	Grey	7	190	205	1
PRO1-C2-08-05	70100147787	Green	8.5	50	65	1
PRO1-C2-08-07	70100146792	Green	8.5	70	85	1
PRO1-C2-08-09	70100147830	Green	8.5	90	105	1
PRO1-C2-08-11	70100146796	Green	8.5	110	125	1
PRO1-C2-08-13	70100147839	Green	8.5	130	145	1
PRO1-C2-08-15	70100147816	Green	8.5	150	165	1
PRO1-C2-08-17	70100147817	Green	8.5	170	185	1
PRO1-C2-08-19	70100162107	Green	8.5	190	205	1
PRO1-C2-10-05	70100147788	Blue	10	50	65	1
PRO1-C2-10-06	70100146769	Blue	10	60	75	1
PRO1-C2-10-07	70100147818	Blue	10	70	85	1
PRO1-C2-10-08	70100147765	Blue	10	80	95	1
PRO1-C2-10-09	70100146770	Blue	10	90	105	1
PRO1-C2-10-10	70100147766	Blue	10	100	115	1
PRO1-C2-10-11	70100147789	Blue	10	110	125	1
PRO1-C2-10-12	70100146771	Blue	10	120	135	1
PRO1-C2-10-13	70100146761	Blue	10	130	145	1
PRO1-C2-10-14	70100146772	Blue	10	140	155	1
PRO1-C2-10-15	70100146773	Blue	10	150	165	1
PRO1-C2-10-17	70100146774	Blue	10	170	185	1
PRO1-C2-10-19	70100146775	Blue	10	190	205	1

\*1 Manufactured by FUJIFILM medwork GmbH, Germany.

Product code	Material code	Colour	Diameter (Fr)	Length between flaps (mm)	Total length (mm)	Unit
<b>KENA BILIARY STENTS*1</b> ②						
(2 flaps, proximal bend)						
PRO1-T2-07-05	70100146777	Grey	7	50	65	1
PRO1-T2-07-07	70100146815	Grey	7	70	85	1
PRO1-T2-07-09	70100146798	Grey	7	90	105	1
PRO1-T2-07-11	70100146778	Grey	7	110	125	1
PRO1-T2-07-13	70100146779	Grey	7	130	145	1
PRO1-T2-07-15	70100146741	Grey	7	150	165	1
PRO1-T2-07-17	70100147843	Grey	7	170	185	1
PRO1-T2-07-19	70100147840	Grey	7	190	205	1
PRO1-T2-08-05	70100146780	Green	8.5	50	65	1
PRO1-T2-08-07	70100146799	Green	8.5	70	85	1
PRO1-T2-08-09	70100147768	Green	8.5	90	105	1
PRO1-T2-08-11	70100147790	Green	8.5	110	125	1
PRO1-T2-08-13	70100146800	Green	8.5	130	145	1
PRO1-T2-08-15	70100146816	Green	8.5	150	165	1
PRO1-T2-08-17	70100147769	Green	8.5	170	185	1
PRO1-T2-08-19	70100146817	Green	8.5	190	205	1
PRO1-T2-10-05	70100146739	Blue	10	50	65	1
PRO1-T2-10-06	70100147770	Blue	10	60	75	1
PRO1-T2-10-07	70100146805	Blue	10	70	85	1
PRO1-T2-10-08	70100146806	Blue	10	80	95	1
PRO1-T2-10-09	70100146781	Blue	10	90	105	1
PRO1-T2-10-10	70100146744	Blue	10	100	115	1
PRO1-T2-10-11	70100147791	Blue	10	110	125	1
PRO1-T2-10-12	70100146745	Blue	10	120	135	1
PRO1-T2-10-13	70100146746	Blue	10	130	145	1
PRO1-T2-10-14	70100147819	Blue	10	140	155	1
PRO1-T2-10-15	70100146807	Blue	10	150	165	1
PRO1-T2-10-17	70100147776	Blue	10	170	185	1
PRO1-T2-10-19	70100146818	Blue	10	190	205	1

\*1 Manufactured by FUJIFILM medwork GmbH, Germany.

Product code	Material code	Colour	Diameter (Fr)	Length between flaps (mm)	Total length (mm)	Ø Instrument channel (mm)	Unit
--------------	---------------	--------	---------------	---------------------------	-------------------	---------------------------	------

**KENA PRELOADED BILIARY STENTS**\*1②  
(2 flaps, centre bend, for long wire technique)

PRO3-C2-08-05	70100147792	Green	8.5	50	65	4.2	1
PRO3-C2-08-07	70100147793	Green	8.5	70	85	4.2	1
PRO3-C2-08-09	70100147779	Green	8.5	90	105	4.2	1
PRO3-C2-08-11	70100147844	Green	8.5	110	125	4.2	1
PRO3-C2-08-13	70100147801	Green	8.5	130	145	4.2	1
PRO3-C2-08-15	70100147804	Green	8.5	150	165	4.2	1
PRO3-C2-08-17	70100147780	Green	8.5	170	185	4.2	1
PRO3-C2-08-19	70100147845	Green	8.5	190	205	4.2	1
PRO3-C2-10-05	70100146809	Blue	10	50	65	4.2	1
PRO3-C2-10-06	70100147846	Blue	10	60	75	4.2	1
PRO3-C2-10-07	70100146782	Blue	10	70	85	4.2	1
PRO3-C2-10-08	70100147824	Blue	10	80	95	4.2	1
PRO3-C2-10-09	70100146819	Blue	10	90	105	4.2	1
PRO3-C2-10-10	70100146783	Blue	10	100	115	4.2	1
PRO3-C2-10-11	70100146784	Blue	10	110	125	4.2	1
PRO3-C2-10-12	70100146820	Blue	10	120	135	4.2	1
PRO3-C2-10-13	70100146765	Blue	10	130	145	4.2	1
PRO3-C2-10-14	70100146785	Blue	10	140	155	4.2	1
PRO3-C2-10-15	70100146747	Blue	10	150	165	4.2	1
PRO3-C2-10-17	70100147842	Blue	10	170	185	4.2	1
PRO3-C2-10-19	70100147847	Blue	10	190	205	4.2	1
PRO3-C2-10-21	70100147807	Blue	10	210	225	4.2	1
PRO3-C2-10-23	70100147777	Blue	10	230	245	4.2	1
PRO3-C2-10-25	70100147848	Blue	10	250	265	4.2	1

\*1 Manufactured by FUJIFILM medwork GmbH, Germany.

Product code	Material code	Colour	Diameter (Fr)	Length between flaps (mm)	Total length (mm)	Ø Instrument channel (mm)	Unit
<b>KENA PRELOADED BILIARY STENTS</b> *1 ②							
(2 flaps, proximal bend, for long wire technique)							
PRO3-T2-08-05	70100146763	Green	8.5	50	65	4.2	1
PRO3-T2-08-07	70100146786	Green	8.5	70	85	4.2	1
PRO3-T2-08-09	70100147781	Green	8.5	90	105	4.2	1
PRO3-T2-08-11	70100146748	Green	8.5	110	125	4.2	1
PRO3-T2-08-13	70100146808	Green	8.5	130	145	4.2	1
PRO3-T2-08-15	70100146749	Green	8.5	150	165	4.2	1
PRO3-T2-08-17	70100146750	Green	8.5	170	185	4.2	1
PRO3-T2-08-19	70100147778	Green	8.5	190	205	4.2	1
PRO3-T2-10-05	70100146751	Blue	10	50	65	4.2	1
PRO3-T2-10-06	70100147849	Blue	10	60	75	4.2	1
PRO3-T2-10-07	70100146764	Blue	10	70	85	4.2	1
PRO3-T2-10-08	70100146821	Blue	10	80	95	4.2	1
PRO3-T2-10-09	70100146752	Blue	10	90	105	4.2	1
PRO3-T2-10-10	70100146753	Blue	10	100	115	4.2	1
PRO3-T2-10-11	70100146787	Blue	10	110	125	4.2	1
PRO3-T2-10-12	70100146788	Blue	10	120	135	4.2	1
PRO3-T2-10-13	70100147782	Blue	10	130	145	4.2	1
PRO3-T2-10-14	70100146732	Blue	10	140	155	4.2	1
PRO3-T2-10-15	70100146733	Blue	10	150	165	4.2	1
PRO3-T2-10-17	70100146789	Blue	10	170	185	4.2	1
PRO3-T2-10-19	70100147783	Blue	10	190	205	4.2	1
PRO3-T2-10-21	70100147784	Blue	10	210	225	4.2	1
PRO3-T2-10-23	70100147771	Blue	10	230	245	4.2	1
PRO3-T2-10-25	70100147841	Blue	10	250	265	4.2	1

\*1 Manufactured by FUJIFILM medwork GmbH, Germany.

Product code	Material code	Colour	Diameter (Fr)	Length between flaps (mm)	Total length (mm)	Ø Instrument channel (mm)	Unit
<b>KENA PRELOADED DELIVERY SYSTEM*1 ②</b>							
(2 flaps, centre bend, for short & long wire technique (easyCure))							
PRO3-C3-08-05	70100149979	Green	8.5	50	65	4.2	1
PRO3-C3-08-07	70100149980	Green	8.5	70	85	4.2	1
PRO3-C3-08-09	70100149977	Green	8.5	90	105	4.2	1
PRO3-C3-08-11	70100149954	Green	8.5	110	125	4.2	1
PRO3-C3-08-13	70100149956	Green	8.5	130	145	4.2	1
PRO3-C3-08-15	70100149957	Green	8.5	150	165	4.2	1
PRO3-C3-08-17	70100149941	Green	8.5	170	185	4.2	1
PRO3-C3-08-19	70100149981	Green	8.5	190	205	4.2	1
PRO3-C3-10-05	70100149942	Blue	10	50	65	4.2	1
PRO3-C3-10-06	70100149982	Blue	10	60	75	4.2	1
PRO3-C3-10-07	70100149960	Blue	10	70	85	4.2	1
PRO3-C3-10-08	70100149958	Blue	10	80	95	4.2	1
PRO3-C3-10-09	70100149959	Blue	10	90	105	4.2	1
PRO3-C3-10-10	70100149961	Blue	10	100	115	4.2	1
PRO3-C3-10-11	70100149963	Blue	10	110	125	4.2	1
PRO3-C3-10-12	70100149943	Blue	10	120	135	4.2	1
PRO3-C3-10-13	70100149983	Blue	10	130	145	4.2	1
PRO3-C3-10-14	70100149962	Blue	10	140	155	4.2	1
PRO3-C3-10-15	70100149965	Blue	10	150	165	4.2	1
PRO3-C3-10-17	70100149984	Blue	10	170	185	4.2	1
PRO3-C3-10-19	70100149964	Blue	10	190	205	4.2	1
PRO3-C3-10-21	70100149967	Blue	10	210	225	4.2	1
PRO3-C3-10-23	70100149968	Blue	10	230	245	4.2	1
PRO3-C3-10-25	70100149944	Blue	10	250	265	4.2	1

\*1 Manufactured by FUJIFILM medwork GmbH, Germany.

Product code	Material code	Colour	Diameter (Fr)	Length between flaps (mm)	Total length (mm)	Ø Instrument channel (mm)	Unit
--------------	---------------	--------	---------------	---------------------------	-------------------	---------------------------	------

**KENA PRELOADED DELIVERY SYSTEM\*1 ②**

(2 flaps, proximal bend, for short wire technique (easyCure))

PRO3-T3-08-05	70100149945	Green	8.5	50	65	4.2	1
PRO3-T3-08-07	70100149969	Green	8.5	70	85	4.2	1
PRO3-T3-08-09	70100149966	Green	8.5	90	105	4.2	1
PRO3-T3-08-11	70100149970	Green	8.5	110	125	4.2	1
PRO3-T3-08-13	70100149971	Green	8.5	130	145	4.2	1
PRO3-T3-08-15	70100149946	Green	8.5	150	165	4.2	1
PRO3-T3-08-17	70100149972	Green	8.5	170	185	4.2	1
PRO3-T3-08-19	70100149947	Green	8.5	190	205	4.2	1
PRO3-T3-10-05	70100149948	Blue	10	50	65	4.2	1
PRO3-T3-10-06	70100149973	Blue	10	60	75	4.2	1
PRO3-T3-10-07	70100149985	Blue	10	70	85	4.2	1
PRO3-T3-10-08	70100149986	Blue	10	80	95	4.2	1
PRO3-T3-10-09	70100149987	Blue	10	90	105	4.2	1
PRO3-T3-10-10	70100149974	Blue	10	100	115	4.2	1
PRO3-T3-10-11	70100149988	Blue	10	110	125	4.2	1
PRO3-T3-10-12	70100149989	Blue	10	120	135	4.2	1
PRO3-T3-10-13	70100149975	Blue	10	130	145	4.2	1
PRO3-T3-10-14	70100149949	Blue	10	140	155	4.2	1
PRO3-T3-10-15	70100149950	Blue	10	150	165	4.2	1
PRO3-T3-10-17	70100149976	Blue	10	170	185	4.2	1
PRO3-T3-10-19	70100149951	Blue	10	190	205	4.2	1
PRO3-T3-10-21	70100149952	Blue	10	210	225	4.2	1
PRO3-T3-10-23	70100149953	Blue	10	230	245	4.2	1
PRO3-T3-10-25	70100149990	Blue	10	250	265	4.2	1

Product code	Material code	Characteristics	Diameter (Fr)	Length (mm)	Accepted guide wire (in)	Ø Instrument channel (mm)	Unit
--------------	---------------	-----------------	---------------	-------------	--------------------------	---------------------------	------

**KENA GUIDE CATHETERS, PUSHER & INSERTION KIT\*1 ②**

PRO1-P2-07-180	70100146776	Pusher, white, for 7 Fr biliary stents	7	1,800	.035	2.8	2
PRO1-P1-09-180	70100146762	Pusher, white, for 8.5 & 10 Fr biliary stents	9	1,800	.035	3.2	2
PRO1-K1-05-220-35	70100146797	Guide catheter, grey, for 8.5 & 10 Fr biliary stents, for long wire	5	2,200	.035	2.0	2
PRO1-S1-05-220-35	70100146829	Insertion kit for 8.5 & 10 Fr biliary stents, distal radiopaque marking, for long wire	9	2,200	.035	4.2	2
PRO1-K3-05-220-35	70100149955	Guide catheter, grey, for 8.5 & 10 Fr biliary stents, for short & long wire (easyCure)	5	2,200	.035	2.0	2
PRO1-S1-09-220-35	70100149978	Insertion kit for 8.5 & 10 Fr biliary stents, distal radiopaque marking, for short & long wire (easyCure)	9	2,200	.035	4.2	2

\*1 Manufactured by FUJIFILM medwork GmbH, Germany.

# ERCP - CHOLANGIOSCOPY



NEW

## SINGLE-USE CHOLANGIOSCOPE\*<sup>1</sup> ②

Product code	Material code	Outer Diameter	Ø Instrument channel	Working length (mm)	Unit
LAN-EP-3522	70100167064	10.5 Fr (3.5 mm)	6 Fr (2.0 mm)	2,140	1
LAN-EP-2612	70100167066	7.5 Fr (2.5 mm)	3.6 Fr (1.2 mm)	2,140	1

THIRD PARTY PRODUCTS

NEW

## EQUIPMENT FOR CHOLANGIOSCOPY

Product code	Material code	Product description	Characteristics	Unit
LAN-EP-A1* <sup>2</sup>	70100167068	Signal converter	Reusable	1
AIM-89H-111210* <sup>3</sup>	70100170498	Medical tablet	Medical device	1
AIM-OFD0-0005* <sup>3</sup>	70100170846	Docking station		1
170203183C	70100170653	Power cable		1

THIRD PARTY PRODUCTS

NEW

## SINGLE-USE BIOPSY FORCEPS FOR CHOLANGIOSCOPY \*<sup>1</sup> ②

Product code	Material code	Jaw type	Diameter (mm)	Working length (mm)	Unit
GM-FB-C-N-10-2500	70100167067	Alligator	1.0	2,700	10
GM-FB-A-N-15-2500	70100167063	Oval	1.5	2,900	10

THIRD PARTY PRODUCTS

NEW

## SYSTEM FOR ELECTROHYDRAULIC LITHOTRIPSY (EHL)\*<sup>2</sup>

Product code	Material code	Product name	Diameter (mm)	Working length (mm)	Characteristic	Unit
EL27C230VEHL	70100171334	EHL Generator			Reusable	1
P243000FST	70100170822	EHL Probes	0.8	3,000	② sterile	1
P303000FST	70100170823	EHL Probes	1.0	3,000	② sterile	1
P453000FST	70100170824	EHL Probes	1.5	3,000	② sterile	1

THIRD PARTY PRODUCTS

44  
\*<sup>1</sup> Available in Germany, Spain, the UK, Italy, Portugal, and the Netherlands.  
Manufactured by Hangzhou Leinzett Medical Technology Co.,Ltd., China

\*<sup>2</sup> Available in Spain, Italy, Portugal, and the Netherlands.  
Manufactured by Walz Elektronik GmbH, Germany  
\*<sup>3</sup> Available in Germany, Spain, the UK, Italy, Portugal, and the Netherlands.  
Manufactured by Advantech Co. Ltd., Taiwan

Model	Material code	Characteristics	Identifier	Sheath colour	Knife length (mm)	Working length (mm)	Ø Suitable Instrument channel (mm)
-------	---------------	-----------------	------------	---------------	-------------------	---------------------	------------------------------------

## FLUSHKNIFE BTS ②

DK2620JI - B15 -	16659607	Ball tip, Slim Type	- B15 -	Green	1.5	2,000	2.8 or more
DK2620JI - B20 -	16659619	Ball tip, Slim Type	- B20 -	Blue	2.0	2,000	2.8 or more
DK2620JI - B25 -	16659621	Ball tip, Slim Type	- B25 -	Yellow	2.5	2,000	2.8 or more
DK2620JI - B30 -	16659633	Ball tip, Slim Type	- B30 -	Black	3.0	2,000	2.8 or more
DK2623JI - B15 -	16659669	Ball tip, Long slim type	- B15 -	Green	1.5	2,300	2.8 or more
DK2623JI - B20 -	16659671	Ball tip, Long slim type	- B20 -	Blue	2.0	2,300	2.8 or more

## FLUSHKNIFE NS ②

DK2620JI - N10 -	16659554	Needle tip, Slim Type	- N10 -	White	1.0	2,000	2.8 or more
DK2620JI - N15 -	16659566	Needle tip, Slim Type	- N15 -	Green	1.5	2,000	2.8 or more
DK2620JI - N20 -	16659578	Needle tip, Slim Type	- N20 -	Blue	2.0	2,000	2.8 or more
DK2620JI - N25 -	16659580	Needle tip, Slim Type	- N25 -	Yellow	2.5	2,000	2.8 or more
DK2620JI - N30 -	16659592	Needle tip, Slim Type	- N30 -	Black	3.0	2,000	2.8 or more
DK2623JI - N15 -	16659645	Needle tip, Long slim type	- N15 -	Green	1.5	2,300	2.8 or more
DK2623JI - N20 -	16659657	Needle tip, Long slim type	- N20 -	Blue	2.0	2,300	2.8 or more

## CLUTCHCUTTER ②

DP2618DT - 35 -	16444210	ESD Scissor	- 35 -		3.5	1,800	2.8 or more
DP2618DT - 50 -	16444222	ESD Scissor	- 50 -		5.0	1,800	2.8 or more

Model	Material code	Ø outer insertion portion (mm)	Working length (mm)	Applicable endoscopes
-------	---------------	--------------------------------	---------------------	-----------------------

## TRACMOTION SINGLE OPERATOR ESD TRACTION DEVICE ②

GF3612RT	16747076	3.6	1,240	EI-740D/S and Dual Channel Endoscopes with 3.7 mm minimum instrument channel diameter and 1,030 mm working length
----------	----------	-----	-------	---



Model	Material code	Characteristics	Ø Outer (mm)	Ø Inner tip (mm)	Tip length (mm)	Accessory guide	Applicable endoscope	Unit
<b>ST HOOD ㊟</b>								
DH-28GR	16426426	Transparent; silicone rubber, polycarbonate resin	11.5	8.0	7.0	Without	EG-840T, EG-760Z, EG-600ZW, EC-740T/M,L	5
DH-29CR	16426438	Transparent; silicone rubber, polycarbonate resin	12.4	8.0	7.0	Without	EG-860P/M,L, EG-760CT, EC-760P-V/M,L	5
DH-30CR	16426440	Transparent; silicone rubber, polycarbonate resin	13.8	8.0	7.0	Without	EC-860S/M, I, L, EC-760R-V/M,I,L, EC-760ZP-V/M,L, EC-760Z-V/M,L, EC-720R/M,I,L, EC-600WM/WI/WL, EC-600ZW/M, L	5
DH-33GR	16635493	Transparent; guide type; silicone rubber, polycarbonate resin	11.8	7.0	7.0	Yes	EG-840T, EG-760Z, EG-760CT, EC-740T/M,L	5
DH-34CR	16635508	Transparent; guide type; silicone rubber, polycarbonate resin	13.6	7.0	7.0	Yes	EC-860P/M, L EC-760R-V/M,I,L, EC-760ZP-V/M,L, EC-600WM/WI/WL	5
DH-083ST	16833411	Transparent; silicone rubber, polycarbonate resin	9.5	7.0	3.5	Without	EG-840TP	5
DH-106STL	16833423	Transparent; silicone rubber, polycarbonate resin	11.6	8.0	6.0	Without	EG-840T, EG-760Z, EC-740T/ M, L	5
DH-116STL	16833435	Transparent; silicone rubber, polycarbonate resin	12.6	8.0	6.0	Without	EG-760CT, EC-860P/M, L, EC-760P-V/ M, L	5
DH-126STL	16833447	Transparent; silicone rubber, polycarbonate resin	13.7	8.0	6.0	Without	EC-760R-V/ M, I, L, EC-760ZP-V/ M, L	5

## OBSERVATION HOOD ㊟

DH-17EN2	16783393	Endoscope tissue removal cap, single-use	11.5	8.5	1.5		EI-580BT, EN-580T	10
DH-32EN	16516594	Transparent, sterilised with EOG	9.7	5.0	1.5		EI-580BT-, EN-580T, EN-580XP	10

Model	Material code	Characteristics	Ø Outer (mm)	Applicable endoscope	Unit	THIRD PARTY PRODUCTS
<b>TOP ENDOSCOPIC HOODS*1 ㊟</b>						
SHS	70100142568	Soft & transparent type	8.6-9.8	EG-860R, EG-840T, EG-760R	5	
SHM	70100139249	Soft & transparent type	9.8-10.6	EG-840T, EG-760Z, EG-760CT, EC-740T/M, L	5	
SHL	70100139248	Soft & transparent type	10.6-12.6	EC-860P/M,L, EC-760R-V/M, I, L EC-760ZP-V/M, L, EC-760P-V/M, L	5	
SHLL	70100143067	Soft & transparent type	12.6-14.0	EC-860S/M,I,L, EC-760Z-V/M, L	5	
SHM-B	70100139250	Soft & black type	9.8-10.6	EG-840T, EG-760Z, EG-760CT, EC-740T/M, L	5	
SHL-B	70100139251	Soft & black type	10.6-12.6	EC-860P/M, L, EC-760R-V/M, I, L EC-760ZP-V/M, L, EC-760P-V/M, L	5	
SHF-010	70100168015	Hard & transparent type	9.0-9.2	EG-720R, EG-760R	5	
SHF-020	70100143067	Hard & transparent type	9.8	EG-840T, EG-760Z EC-740T/M, L	5	
SHF-035	70100139658	Hard & transparent type	10.8	EG-760CT, EC-760P-V/M, L	5	
SHF-045	70100141234	Hard & transparent type	11.5	EC-860P/M,L, EC-760R-V/M, I, L	5	
SHF-050	70100139656	Hard & transparent type	12.2	EC-760ZP-V/M, L	5	
SHF-055	70100139657	Hard & transparent type	13.2	EC-860S/M,I,L, EC-760Z-V/M, L	5	

\*1 Manufactured by Top Corporation, Japan. Not for sale in Canada.

Please also check our Training & Education chapter to learn more about EndoGel - a training model for ESD and POEM.

Product code	Material code	Characteristics	Ø Snare (mm)	Ø Snare wire (mm)	Length (mm)	Ø Instrument channel (mm)	Unit
--------------	---------------	-----------------	--------------	-------------------	-------------	---------------------------	------

## CROSSNARE ZERO POLYPECTOMY SNARE\*1 ②

for cold snaring

POL1-Z2-07-23-220	70100147742	Kite, CWT	7	0.29	2,200	2.8	10
POL1-Z2-12-23-220	70100147743	Kite, CWT	12	0.29	2,200	2.8	10

## CROSSNARE HYBRID POLYPECTOMY SNARE\*1 ②

for cold & hot snaring

POL1-X1-10-23-220-OL	70100146804	Kite, CWT	10	0.39	2,200	2.8	10
POL1-X1-15-23-220-OL	70100146758	Kite, CWT	15	0.39	2,200	2.8	10

## POLYPECTOMY SNARES\*1 ②

for cold & hot snaring

POL1-B1-30-18-260-OL	70100146543	Oval, braided wire	30	0.39	2,600	2.8	10
POL1-B1-10-23-220-OL	70100146684	Convex, CWT	10	0.39	2,200	2.8	10
POL1-B1-10-23-260-OL	70100147822	Convex, balloon enteroscopy	10	0.39	2,600	2.8	10
POL1-B1-15-23-220-OL	70100146542	Convex, CWT	15	0.39	2,200	2.8	10
POL1-B1-15-23-260-OL	70100146685	Convex, balloon enteroscopy	15	0.39	2,600	2.8	10
POL1-B1-20-23-220-OL	70100146695	Convex, CWT	20	0.39	2,200	2.8	10
POL1-B1-20-23-260-OL	70100147810	Convex, balloon enteroscopy	20	0.39	2,600	2.8	10
POL1-B1-30-23-220-OL	70100146586	Convex, CWT	30	0.39	2,200	2.8	10
POL1-B1-30-23-260-OL	70100146712	Convex, balloon enteroscopy	30	0.39	2,600	2.8	10
POL1-D1-30-23-220-OL	70100146813	Convex, combi, CWT	15/30	0.39	2,200	2.8	10
POL1-K1-25-23-220-OL	70100146726	Asymmetrical, CWT	25	0.39	2,200	2.8	10
POL1-B7-10-23-220-OL	70100146697	Oval, braided wire	10	0.45	2,200	2.8	10
POL1-B7-15-23-220-OL	70100146626	Oval, braided wire	15	0.45	2,200	2.8	10
POL1-B7-20-23-220-OL	70100146698	Oval, braided wire	20	0.45	2,200	2.8	10
POL1-B7-30-23-220-OL	70100146659	Oval, braided wire	30	0.45	2,200	2.8	10
POL1-B8-10-23-220-OL	70100146627	Oval, rotatable, braided wire	10	0.45	2,200	2.8	10
POL1-B8-15-23-220-OL	70100146628	Oval, rotatable, braided wire	15	0.45	2,200	2.8	10
POL1-B8-22-23-220-OL	70100146675	Oval, rotatable, braided wire	22	0.45	2,200	2.8	10
POL1-B8-30-23-220-OL	70100146570	Oval, rotatable, braided wire	30	0.45	2,200	2.8	10
POL1-F1-30-23-220-OL	70100146740	Hexagonal, braided wire	30	0.45	2,200	2.8	10
POL1-B9-10-23-220-OL	70100146687	Oval, monofil	10	0.25	2,200	2.8	10
POL1-B9-15-23-220-OL	70100146603	Oval, monofil	15	0.25	2,200	2.8	10
POL1-B9-22-23-220-OL	70100146571	Oval, monofil	22	0.25	2,200	2.8	10
POL1-B9-30-23-220-OL	70100146694	Oval, monofil	30	0.25	2,200	2.8	10
POL1-B3-10-23-220-OL	70100146624	Oval, rotatable, monofil	10	0.25	2,200	2.8	10
POL1-B3-15-23-220-OL	70100146604	Oval, rotatable, monofil	15	0.25	2,200	2.8	10
POL1-B3-22-23-220-OL	70100146625	Oval, rotatable, monofil	22	0.25	2,200	2.8	10
POL1-B3-30-23-220-OL	70100146686	Oval, rotatable, monofil	30	0.25	2,200	2.8	10

\*1 Manufactured by FUJIFILM medwork GmbH, Germany.

# POLYPECTOMY



Product code	Material code	Characteristics	Ø Snare (mm)	Length (mm)	Ø Instrument channel (mm)	Unit
--------------	---------------	-----------------	--------------	-------------	---------------------------	------

## RESECTION MASTER POLYPECTOMY SNARES FOR EMR\*1 ②

POL1-C5-10-23-220-OL	70100146793	Oval, flat metal band	10	2,200	2.8	10
POL1-C5-15-23-220-OL	70100146802	Oval, flat metal band	15	2,200	2.8	10
POL1-C5-22-23-220-OL	70100146803	Oval, flat metal band	22	2,200	2.8	10
POL1-C5-30-23-220-OL	70100146801	Oval, flat metal band	30	2,200	2.8	10

Product code	Material code	Characteristics	Ø Snare (mm)	Needle length (mm)	Length (mm)	Ø Instrument channel (mm)	Unit
--------------	---------------	-----------------	--------------	--------------------	-------------	---------------------------	------

## SNARE INFLATOR POLYPECTOMY SNARES WITH INTEGRATED INJECTION NEEDLE\*1 ②

POL1-H4-15-27-230-OL	70100146793	Oval, CWT	15	5	2,300	3.2	5
POL1-H3-22-27-230-OL	70100146755	Oval, monofil	22	5	2,300	3.2	5
POL1-H3-30-27-230-OL	70100146803	Oval, monofil	30	5	2,300	3.2	5

Product code	Material code	Characteristics	Ø Brush (mm)	Length (mm)	Ø Instrument channel (mm)	Unit	THIRD PARTY PRODUCTS
--------------	---------------	-----------------	--------------	-------------	---------------------------	------	----------------------

## CYTOLOGY BRUSH ②

WS0373016*2	70100146972	Gastroscopy, handle, 1 lumen, distal protection ball	3.0	1,600	2.8	5
WS0373022*2	70100146980	Colonoscopy, handle, 1 lumen, distal protection ball	3.0	2,200	2.8	5

Product code	Material code	Characteristics	Length (mm)	Ø Instrument channel (mm)	Unit	THIRD PARTY PRODUCTS
--------------	---------------	-----------------	-------------	---------------------------	------	----------------------

## SPRAY CATHETER\*3

SPE1-B6-18-120	70100146734	Spray catheter	1,200	2.0	10
SPE1-C6-18-220	70100146735	Spray catheter	2,200	2.0	10

\*1 Manufactured by FUJIFILM medwork GmbH, Germany.  
 \*2 Manufactured by Prince Medical SAS, France.  
 \*3 Manufactured by Jiangsu Vedkang Medical Science and Technology Co., Ltd. China.

# BURIED BUMPER THERAPY



Product code	Material code	Characteristics	Cutting Length (mm)	Length (mm)	Ø Instrument channel (in)	Unit
FLAMINGO KIT*1 ②						
POL3-P1-40-30-30	70100146767	1 Flamingo for 15 Fr PEG probe, 2 lumen, CWT, rotatable	6/10	300	.035	1
		1 Foreign body forceps, alligator/rat tooth		2,300		
		1 Guide wire, hydrophilic tip		1,200		

Co-invented by Prof. Dormann.

# BIOPSY

Product code	Material code	Characteristics	Ø Jaws (mm)	Length (mm)	Ø Instrument channel (mm)	Unit
ENDOBIITE <sup>2</sup> BIOPSY FORCEPS*1 ②						
BIO1-C4-18-180	70100146647	Oval jaws, coated, paediatric	1.8	1,800	2.0	10
BIO1-C4-18-260	70100146662	Oval jaws, coated, balloon enteroscopy	1.8	2,600	2.0	10
BIO1-C4-23-180	70100146574	Oval jaws, mono pull wire, coated	2.3	1,800	2.8	10
BIO1-C4-23-230	70100146678	Oval jaws, mono pull wire, coated	2.3	2,300	2.8	10
BIO1-D4-23-180	70100146552	Oval jaws, mono pull wire, coated, spike	2.3	1,800	2.8	10
BIO1-D4-23-230	70100146593	Oval jaws, mono pull wire, coated, spike	2.3	2,300	2.8	10
BIO1-C3-23-180	70100146705	Oval jaws, mono pull wire	2.3	1,800	2.8	10
BIO1-C3-23-230	70100146591	Oval jaws, mono pull wire	2.3	2,300	2.8	10
BIO1-D3-23-180	70100146645	Oval jaws, mono pull wire, spike	2.3	1,800	2.8	10
BIO1-D3-23-230	70100146592	Oval jaws, mono pull wire, spike	2.3	2,300	2.8	10
BIO1-G4-23-180	70100146575	Alligator, mono pull wire, coated	2.3	1,800	2.8	10
BIO1-G4-23-230	70100146557	Alligator, mono pull wire, coated	2.3	2,300	2.8	10
BIO1-H4-23-180	70100146679	Alligator, mono pull wire, coated, spike	2.3	1,800	2.8	10
BIO1-H4-23-230	70100149148	Alligator, mono pull wire, coated, spike	2.3	2,300	2.8	10

\*1 Manufactured by FUJIFILM medwork GmbH, Germany.

# BIOPSY

FUJIFILM

Product code	Material code	Characteristics	Ø Jaws (mm)	Length (mm)	Ø Instrument channel (mm)	Unit	THIRD PARTY PRODUCTS
--------------	---------------	-----------------	-------------	-------------	---------------------------	------	----------------------

## MACRO BIOPSY FORCEPS\*1 ②

AMHBFJ2.8*2300	70100146977	Alligator, mono pull wire, coated, macro forceps	2.8	2,300	3.2	10	
AMHBFK2.8*2300	70100146955	Alligator, mono pull wire, coated, macro forceps, spike	2.8	2,300	3.2	10	

# FOREIGN BODY

Product code	Material code	Characteristics	Volume net (cm³)	Length (mm)	Ø Instrument channel (mm)	Unit
--------------	---------------	-----------------	------------------	-------------	---------------------------	------

## OCTOPUS FOREIGN BODY RETRIEVAL NET\*2 ②

FOR1-N1-20-180	70100146681	Hexagonal, framed, paediatric	3	1,800	2.0	5
FOR1-N1-30-220	70100146563	Oval, framed	6	2,200	2.8	5
FOR1-N1-40-220	70100146682	Reservoir function, framed	8	2,200	2.8	5
FOR1-N2-30-220	70100146654	Kite, framed	6	2,200	2.8	5
FOR1-N3-30-220	70100146607	Kite, framed, rotatable	6	2,200	2.8	5

Product code	Material code	Characteristics	Opening width (mm)	Ø Tube (mm)	Length (mm)	Ø Instrument channel (mm)	Unit
--------------	---------------	-----------------	--------------------	-------------	-------------	---------------------------	------

## FOREIGN BODY FORCEPS ②

FOR1-A1-23-230*2	70100146637	Alligator, metal spring, coated	9	2.3	2,300	2.8	5
FOR1-A2-23-230*2	70100146653	Hybrid jaw configuration alligator/rat tooth, metal spring, coated	9	2.3	2,300	2.8	10
FOR1-A2-23-260*2	70100146565	Hybrid jaw configuration alligator/rat tooth, metal spring, coated balloon enteroscopy	8	2.3	2,600	2.8	5
FOR1-P1-18-230*2	70100146585	Pelican, coated, paediatric	9	1.8	2,300	2.0	5
FOR1-P1-23-230*2	70100146638	Pelican, coated	15.5	2.3	2,300	2.8	5
FOR1-H3-23-230*2	70100146566	Three-arm grasping forceps, PTFE catheter		2.3	2,300	2.8	5

Product code	Material code	Characteristics	Unit
--------------	---------------	-----------------	------

## FOREIGN BODY PROTECTION CAP\*3

WS0420000	70100146961	Foreign body protection cap	10	THIRD PARTY PRODUCTS
-----------	-------------	-----------------------------	----	----------------------

Regional availability may vary, please contact your local distribution partner for further information.

\*1 Manufactured by Anrei medical (hz)co.,Ltd., China.

\*2 Manufactured by FUJIFILM medwork GmbH, Germany.

\*3 Manufactured by Prince Medical SAS, France.

For polytraps please see category "Ancillaries".

# HAEMOSTASIS



Product code	Material code	Ø Needle/Needle length (mm)	Length (mm)	Ø Instrument channel (mm)	Unit
--------------	---------------	-----------------------------	-------------	---------------------------	------

## MANTA INJECTION NEEDLE\*1 ②

(latching mechanism, distal needle guide, suitable with Histoacryl)

INJ1-A3-05-5-18-240	70100146666	0.5 (25 Gauge) / 5	2,400	2.0	5
INJ1-A3-07-5-18-240	70100146657	0.7 (23 Gauge) / 5	2,400	2.0	5

## ICUS<sup>2</sup> INJECTION NEEDLE\*1 ②

(latching mechanism, distal needle guide, suitable with Histoacryl)

INJ1-A2-05-3-23-230	70100147786	0.5/3	2,300	2.8	10
INJ1-A2-05-4-23-180	70100146693	0.5/4	1,800	2.8	10
INJ1-A2-05-4-23-230	70100146549	0.5/4	2,300	2.8	10
INJ1-A2-07-3-23-230	70100147814	0.7/3	2,300	2.8	10
INJ1-A2-07-4-23-180	70100146614	0.7/4	1,800	2.8	10
INJ1-A2-07-4-23-230	70100146671	0.7/4	2,300	2.8	10
INJ1-A2-07-5-23-180	70100146665	0.7/5	1,800	2.8	10
INJ1-A2-07-5-23-230	70100146615	0.7/5	2,300	2.8	10
INJ1-A2-09-5-23-180	70100146554	0.9/5	1,800	2.8	10
INJ1-A2-09-5-23-230	70100146598	0.9/5	2,300	2.8	10

## ICUS INJECTION NEEDLE\*1 ②

(latching mechanism, distal needle guide, suitable with Histoacryl)

INJ1-A1-05-5-18-180	70100146672	0.5/5	1,800	2.0	10
INJ1-A1-07-5-18-180	70100146611	0.7/5	1,800	2.0	10

Product code	Material code	Characteristics	Unit	THIRD PARTY PRODUCTS
--------------	---------------	-----------------	------	----------------------

## PURASTAT HAEMOSTAT\*2

PURASTAT 1 ml 621-043 DE*3	70100165774	Haemostatic gel 1 ml syringe	1	PuraStat is a transparent peptide hydrogel, approved to manage intraprocedural bleeding in a range of endoscopic procedures and reduce delayed bleeding (following ESD in the colon). Comes in an easy-to-use, pre-filled syringe.
PURASTAT 3 ml 621-044 DE*3	70100165772	Haemostatic gel 3 ml syringe	1	
PURASTAT 5 ml 621-045 DE*3	70100165773	Haemostatic gel 5 ml syringe	1	
PURASTAT 1 ml 621-073	70100166745	Haemostatic gel 1 ml syringe	1	
PURASTAT 3 ml 621-074	70100166746	Haemostatic gel 3 ml syringe	1	
PURASTAT 5 ml 621-075	70100166752	Haemostatic gel 5 ml syringe	1	
PURASTAT NOZZLE SYSTEM TYPE-E	70100145376	Haemostatic gel catheter	5	

Regional availability may vary, please contact your local distribution partner for further information.

\*1 Manufactured by FUJIFILM medwork GmbH, Germany.

\*2 PuraStat is a trademark for 3-D Matrix.

\*3 Product code valid for Germany only

# HAEMOSTASIS

FUJIFILM

Product code	Material code	Characteristics	Opening width (mm)	Working length (mm)	Ø Instrument channel (mm)	Unit	THIRD PARTY PRODUCTS
--------------	---------------	-----------------	--------------------	---------------------	---------------------------	------	----------------------

## HAEMOSTASIS CLIPS\*1 ②

AG-5108-2300-090-9	70100158091	Coated, jaw tip angle 90°	9	2,300	2.8	10	
AG-5108-2300-135-9	70100158092	Coated, jaw tip angle 135°	9	2,300	2.8	10	
AG-5103-2300-090	70100161926	Not coated, jaw tip angle 90°	11	2,300	2.8	10	
AG-5103-2300-135	70100158089	Not coated, jaw tip angle 135°	11	2,300	2.8	10	
AG-5104-2300-090	70100158090	Coated, jaw tip angle 90°	11	2,300	2.8	10	
AG-5104-2300-135	70100158088	Coated, jaw tip angle 135°	11	2,300	2.8	10	
AG-51018-2300-090-13	70100158093	Coated, jaw tip angle 90°	13	2,300	2.8	10	
AG-51018-2300-135-13	70100158094	Coated, jaw tip angle 135°	13	2,300	2.8	10	
AG-51043-2300-090-16	70100161925	Not coated, jaw tip angle 90°	16	2,300	2.8	10	
AG-51043-2300-135-16	70100158097	Not coated, jaw tip angle 135°	16	2,300	2.8	10	
AG-51044-2300-090-16	70100158095	Coated, jaw tip angle 90°	16	2,300	2.8	10	
AG-51044-2300-135-16	70100158096	Coated, jaw tip angle 135°	16	2,300	2.8	10	

Product code	Material code	Characteristics	Opening width (mm)	Working length (mm)	Ø Instrument channel (mm)	Unit	THIRD PARTY PRODUCTS
--------------	---------------	-----------------	--------------------	---------------------	---------------------------	------	----------------------

NEW

## RELOADABLE HAEMOSTASIS CLIPS\*1 ②

AG-55501-2300-090-11	70100168104	1x pre-loaded-clip, jaw tip angle 90°	11	2,300	2.8	10	
AG-55501-2300-135-11	70100168105	1x pre-loaded-clip, jaw tip angle 135°	11	2,300	2.8	10	
AG-55501-2300-090-16	70100168095	1x pre-loaded-clip, jaw tip angle 90°	16	2,300	2.8	10	
AG-55501-2300-135-16	70100168102	1x pre-loaded-clip, jaw tip angle 135°	16	2,300	2.8	10	
AG-55501-1650-090-11	70100168098	1x pre-loaded-clip, jaw tip angle 90°	11	1,650	2.8	10	
AG-55501-1650-135-11	70100168099	1x pre-loaded-clip, jaw tip angle 135°	11	1,650	2.8	10	
AG-55501-1650-90-16	70100168100	1x pre-loaded-clip, jaw tip angle 90°	16	1,650	2.8	10	
AG-55501-1650-135-16	70100168101	1x pre-loaded-clip, jaw tip angle 135°	16	1,650	2.8	10	
AG-55503-0000-090-11	70100168097	Cartridges, jaw tip angle 90°	11			25	
AG-55503-0000-135-11	70100168103	Cartridges, jaw tip angle 135°	11			25	
AG-55503-0000-090-16	70100168094	Cartridges, jaw tip angle 90°	16			25	
AG-55503-0000-135-16	70100168096	Cartridges, jaw tip angle 135°	16			25	

\*1 Manufactured by Hangzhou AGS Medtech Co., LTD. Regional availability may vary, please contact your local distribution partner for further information.

# DILATION

Product code	Material code	Ø Balloon (mm)	Length balloon (mm)	Accepted guide wire (in ≥ mm)	Ø Instrument channel (mm)	Unit
DILATION BALLOON*1 ②						
(Working length 2,300 mm, 2 radiopaque markings, tapered catheter 2.3/1.8 mm, for short and long wire technique)						
DIL1-A1-06-40-23-35	70100146636	6	40	.035 ≥ 2,000	2.8	2
DIL1-A1-08-40-23-35	70100146669	8	40	.035 ≥ 2,000	2.8	2
DIL1-A1-10-40-23-35	70100146663	10	40	.035 ≥ 2,000	2.8	2
DIL1-A1-12-60-23-35	70100146605	12	60	.035 ≥ 2,000	2.8	2
DIL1-A1-14-60-23-35	70100146664	14	60	.035 ≥ 2,000	2.8	2
DIL1-A1-16-60-23-35	70100146670	16	60	.035 ≥ 2,000	2.8	2
DIL1-A1-18-60-23-35	70100146667	18	60	.035 ≥ 2,000	2.8	2
DIL1-A1-20-60-23-35	70100146606	20	60	.035 ≥ 2,000	3.2	2

Product code	Material code	Characteristics	Unit
INSUFFLATION DEVICE*1 ②			
DIL1-B1-60	70100146584	60 ml volume, 12 atm maximum pressure, compatible with Dilation Balloons DIL1 range	1



\*1 Manufactured by FUJIFILM medwork GmbH, Germany.

For DBE-needles please see category "Haemostasis".



# DEVICES FOR PULMONOLOGY



NEW

Product code	Material code	Characteristics	Ø Jaws (mm)	Length (mm)	Ø Instrument channel (mm)	Unit
<b>ENDOBITE<sup>2</sup> BIOPSY FORCEPS*1</b> ②						
VDK-MFB-120-B1	70100164725	Oval jaws, without spike, uncoated, fenestrated	1.0	1,200	1.2	5
VDK-FB-18-120-W-O-B1	70100165200	Oval jaws, with spike, uncoated, fenestrated	1.8	1,200	2.0	10
VDK-FB-18-120-O-O-A1	70100165199	Oval jaws, alligator type, uncoated, fenestrated	1.8	1,200	2.0	10
BIO1-C4-18-120	70100146676	Oval jaws, coated	1.8	1,200	2.0	10

THIRD PARTY PRODUCTS

Product code	Material code	Characteristics	Opening width (mm)	Ø Tube (mm)	Length (mm)	Ø Instrument channel (mm)	Unit
<b>FOREIGN BODY FORCEPS*1</b> ②							
VDK-FG-18-120-A4	70100164724	Pelican, coated	9.0	1.8	1,200	2.0	10

THIRD PARTY PRODUCTS

Product code	Material code	Characteristics	Ø Brush (mm)	Length (mm)	Ø Instrument channel (mm)	Unit
<b>CYTOLOGY BRUSH</b> ②						
VDK-BC-18-120-B*1	70100164726	U-shaped brush, coated	2.0	1,200	2.0	10
VDK-BC-18-120-C-2*1	70100164723	Straight shaped brush, coated	2.0	1,200	2.0	10
WS0372512*2	70100146960	Handle, 1 lumen, distal protection ball	2.5	1,200	2.0	5

THIRD PARTY PRODUCTS

\*1 Manufactured by Jiangsu Vedkang Medical Science and Technology Co., Ltd, China.  
 \*2 Manufactured by Prince Medical SAS, France.

# DEVICES FOR PULMONOLOGY

FUJIFILM

NEW

Product code	Material code	Characteristics	Working length (mm)	Ø Instrument channel (mm)	Unit	THIRD PARTY PRODUCTS
EBUS NEEDLES*1 ②						
CDEBN02	70100168041	25G needle size, 4 cm needle length, compatible with Fujifilm and Olympus EBUS scopes	700	2.0	5	
CDEBN01	70100168049	22G needle size, 4 cm needle length, compatible with Fujifilm and Olympus EBUS scopes	700	2.0	5	
CDEBN03	70100168050	21G needle size, 4 cm needle length, compatible with Fujifilm and Olympus EBUS scopes	700	2.0	5	

NEW

Product code	Material code	Characteristics	Working length (mm)	Ø Instrument channel (mm)	Unit	THIRD PARTY PRODUCTS
TBNA NEEDLES*1 ②						
CDTBNA01	70100168040	22G needle size, cytology, central region	1,300	2.0	10	
CDTBNA02	70100168051	22G needle size, cytology, central and peripheral region	1,300	2.0	10	
CDTBNA03	70100168042	22G needle size, cytology, peripheral region	1,300	2.0	10	
CDTBNA04	70100168047	21G needle size, cytology, central, carinal and mediastinal region	1,300	2.0	10	
CDTBNA05	70100168048	21G needle size, cytology, central and peripheral region	1,300	2.0	10	
CDTBNA06	70100168045	21G needle size, cytology, peripheral region	1,300	2.0	10	
CDTBNA07	70100168046	20G needle size, cytology, central and peripheral region	1,300	2.0	10	
CDTBNA08	70100168043	19G needle size, histology, central and mediastinal region	1,300	2.0	10	
CDTBNA09	70100168044	19G needle size, histology, peripheral region	1,300	2.0	10	

Product code	Material code	Characteristics	Unit	THIRD PARTY PRODUCTS
MUCUS SAMPLE CONTAINER*2 ②				
MST-4000	70100164615	70 ml with 11cm connection for catheter and tube, blue	50	
MST-5000	70100164616	25 ml with 9cm connection for catheter and tube, orange	50	

\*1 Manufactured by STT SAGLIK URUNLERI TAS. VE TEK. SAN. VE TIC. A.S., Turkey.  
 \*2 Manufactured by Pennine Healthcare, United Kingdom.

# DEVICES FOR PULMONOLOGY



Suitable for	Where to use	Characteristics	Product code	Material code	Unit
CLEANING BRUSHES					
EB-580S/T	Instrument channel	Reusable	WB7024FW	16518827	?
	Cylinder port	Reusable	WB11003FW	16518841	?
	Cylinder port	②	WB11003DV	16560820	?
EB-530S/H	Instrument channel	Reusable	WB3212FW2	15909938	?
	Instrument channel	Reusable	WB3503FW	15909976	
	Instrument channel	②	WB11002FW2	16560832	
	Cylinder port	Reusable	WB11002FW2	15909902	
	Cylinder port	②	WB11003DV	16560820	
EB-530T/XT	Instrument channel	Reusable	WB3512FW	15909988	
	Instrument channel	Reusable	WB3503FW	15909976	
	Instrument channel	②	WB7025DC	16560832	
	Cylinder port	Reusable	WB11002FW2	15909902	
	Cylinder port	②	WB11003DV	16560820	
EB-530P	Instrument channel	Reusable	WB2212FW2	15909926	
	Instrument channel	②	WB2517DC	16667408	
	Instrument channel	Reusable	WB3503FW	15909976	
	Cylinder port	Reusable	WB11002FW2	15909902	
	Cylinder port	②	WB11003DV	16560820	

Suitable for	Characteristics	Product code	Material code
CLEANING ADAPTER / CLEANING SET			
EB-710P/ EB-710XT	Cleaning adapter, autoclavable, for manual cleaning, compatible with	CA-616	16747820
EB-710P/ EB-710XT	Cleaning adapter, autoclavable, for AER cleaning (except Wassenburg)	CA-618	16774419
EB-580S/T, EB-530H/ P/S/T/XT, FB-120MP	Cleaning set for bronchoscopes, autoclavable, including WA-001 valve adapter, WA-002 drying adapter, suction tube, CA-503B/C cleaning adapter for Instrument channel	CA-500C	P899Y2003040
EB-530US	Cleaning set, autoclavable, including WA-001 valve adapter, WA-002 drying adapter, suction tube, WA-003 adapter for Instrument channel	CA-500BU	15920994

# ANCILLARIES

Product code	Material code	Characteristics	Ø Inner (mm)	Colour	Unit
--------------	---------------	-----------------	--------------	--------	------

## BITE BLOCKS ②

BYT1-A3-20*1	70100146578	Standard, with OEKO TEX® strap, latex-free	20	White	100
OXY/1002*2	70100164560	With oxygen supply, latex-free	21	Blue	50
MED/102*2	70100164554	Without dental retention, latex-free	21	Yellow	50
MED/106/P*2	70100164589	Paediatric, latex-free	16	Orange	50



Product code	Material code	Characteristics	Unit
--------------	---------------	-----------------	------

## KOALA POLYP TRAP\*1 ②

TRP1-S2	70100147772	2 integrated strainers, white	25
TRP1-S4	70100149546	2 integrated strainers, white and 2 additional strainers, grey	25

Product code	Material code	Characteristics	Unit
--------------	---------------	-----------------	------

## POLYP TRAP\*3 ②

MIS1-POLYPTRAP	70100146707	4 chambers, connection tubes to suction pump/endscope	10
MIS1-POLYPTRAP50	70100146556	4 chambers, connection tubes to suction pump/endscope	50



\*1 Manufactured by FUJIFILM medwork GmbH, Germany.  
 \*2 Manufactured by Meditalia s.a.s, Italy. Regional availability may vary, please contact your local distribution partner for further information.  
 \*3 Manufactured by PPI Médical, France.

Product code	Material code	Characteristics	Ø Brush (mm)	Length (mm)	Ø Instrument channel (mm)	Unit
<b>RACCOON BRUSH</b> CLEANING BRUSHES*1 ②						
CLE1-G1-50-18-180	70100146651	For gastroscope, 1 brush	5	1,800	≥ 2.0	50
CLE1-G2-50-18-180	70100146644	For gastroscope, 2 brushes	5	1,800	≥ 2.0	50
CLE1-C1-50-18-230	70100146548	For colonoscope, 1 brush	5	2,300	≥ 2.0	50
CLE1-C1-65-18-230	70100146691	For colonoscope, 1 brush	6.5	2,300	≥ 2.0	50
CLE1-C2-50-18-230	70100146582	For colonoscope, 2 brushes	5	2,300	≥ 2.0	50
CLE1-C3-50-18-230	70100146595	For colonoscope, 3 brushes	5	2,300	≥ 2.0	50
CLE1-V2-012	70100147811	For endoscope valve intake	11/5	120	-	10
CLE1-V2-012-50	70100147826	For endoscope valve intake	11/5	120	-	50
CLE1-C4-18-230	70100146583	For colonoscope, 1 brush, distal protection ball	5	2,300	2.2 - 4.2	50
CLE1-C6-18-230	70100146706	For colonoscope, 2 brushes, distal protection ball	5	2,300	2.2 - 4.2	50
CLE1-D2-18-230	70100146692	For colonoscope and endoscope valve intake, 2 brushes, distal protection ball	10/5	2,300	2.2 - 4.2	50

\*1 Manufactured by FUJIFILM medwork GmbH, Germany.

# ANCILLARIES

## CLEANING BRUSHES

Suitable for	Where to use	Brush	Material code
Gastrosopes/Colonoscopes			
800/700 Series	Instrument channel	Reusable	WB7024FW 16518827
	Instrument channel	②	WB7025DC 16560832
	Cylinder port	Reusable	WB11003FW 16518841
	Cylinder port	②	WB11003DV 16560820
600/580 Series	Instrument channel	Reusable	WB4321FW2 15910078
	Instrument channel	②	WB7025DC 16560832
	Cylinder port	Reusable	WB11002FW2 15909902
	Cylinder port	②	WB11003DV 16560820
Duodenoscopes			
ED-580XT	Instrument channel	②	WB7025DC 16560832
	Cylinder port	②	WB11003DV 16560820
	Elevator	②	WB1318DE 16556623
ED-530XT8	Instrument channel	Reusable	WB4321FW2 15910078
	Cylinder port	Reusable	WB11001FW2 15909897
	Air-water channel	Reusable	WB2221FW2 15909926
	Elevator	②	WB1318DE 16556623
Double-Balloon Endoscopes			
EN-580T/XP	Instrument channel	Reusable	WB4324FW2 16406921
	Instrument channel	②	WB7025DC 16560832
	Cylinder port	Reusable	WB11002FW2 15909902
	Cylinder port	②	WB11003DV 16560820
EI-580BT	Instrument channel	Reusable	WB7024FW 16518827
	Cylinder port	Reusable	WB11003FW 16518841
	Cylinder port	②	WB11003DV 16560820

Suitable for	Where to use	Brush	Material code
Ultrasonic Videoscopes			
EG-580UT/UR	Instrument channel	Reusable	WB7024FW 16518827
	Instrument channel	②	WB7025DC 16560832
	Cylinder port	Reusable	WB11003FW 16518841
	Cylinder port	②	WB11003DV 16560820
	Elevator	②	WB1318DE 16556623
	Balloon channel	Reusable	WB2221FW2 15909926
	Balloon channel	②	WB2517DC 16667408
EB-530US	Instrument channel	Reusable	WB3212FW2 15909938
	Instrument channel	Reusable	WB3503FW 15909976
	Instrument channel	②	WB7025DC 16560832
	Cylinder port	Reusable	WB11002FW2 15909902
	Cylinder port	②	WB11003DV 16560820

# ANCILLARIES

## REPROCESSING PROCEDURES

Product code	Material code	Product description
--------------	---------------	---------------------

### Bedside Cleaning

CA-611	16518803	Cleaning valve for air / water channel, compatible with ▶ 800/700 series endoscopes, ED-580XT, EI-580BT
CA-511N	16133225	Cleaning valve for air / water channel, compatible with ▶ 600 and 500 series endoscopes (except EI-580BT, EG-580UR, EG-580UT, EG-530UT2, EG-530UR2)
CA-609	16519003	Cleaning valve for air / water channel EG-580UR/UT, autoclavable

### Adapters

CA-610	16518786	Cleaning set for endoscopes, autoclavable, compatible with ▶ 800/700 series endoscopes, ED-580XT, EI-580BT including WA-007 injection tube, WA-010 channel separator
CA-613	16518865	Cleaning set*1 for endoscopes, autoclavable, compatible with ▶ 800/700 series endoscopes ▶ ED-580XT & EI-580BT including CA-503B/C cleaning adapter Instrument channel, CA-503W/T sealing cap water tank junction
CA-503A	15921041	Cleaning set for endoscopes, autoclavable, compatible with ▶ 600/500 series endoscopes (except EI-580BT, EG-530UT2/EG-530UR2) including CA-503S/A valve adapter, CA-503B/C cleaning adapter Instrument channel, CA-503W/T sealing cap water tank junction
CA-606	P96A13045170	This adapter for the 580 enteroscope series enables flushing of the balloon channel as it reduces the size of the balloon channel inlet to the size of a Luerlock connector. It is also used in the AER to flush the balloon channel.

### Endoscopic Ultrasound

CA-601	P68A12597200	Cleaning set for ultrasonic endoscopes EG-530UT2/UR2, autoclavable, including WA-005 valve adapter, CA-503B/C cleaning adapter Instrument channel, CA-503W/T sealing cap water tank junction, WA-006 adapter for balloon channel
CA-608	16518982	Cleaning set for ultrasound endoscopes EG-580UT/UR, autoclavable, including WA-007 injection tube, WA-008 channel junction

\*1 This reprocessing set has been specially developed for connection in the Olympus AER ETD 3 and ETD 4, please contact your local partner for further information.

Product code	Material code	Product description
--------------	---------------	---------------------

### Cleaning Adapters

CA-614	16668488	Cleaning adapter for air / water channel, compatible with ▶ 800/700 series endoscopes
CA-617	16688725	Cleaning adapter for air / water channel, compatible with ▶ EI-740 D/S
CA-500N	16655950	Cleaning adapter for air / water channel, compatible with ▶ 600 and 500 series endoscopes (except EI-580BT, EG-580UR, EG-580UT, EG-530UT2, EG-530UR2)
WA-501	16655895	Cleaning adapter for air / water channel, compatible with ▶ ED-530XT8, ED-530XT

### Water Tanks

WT-603	16516714	Water tank, capacity 230 ml, autoclavable, compatible with ▶ 700 series endoscopes
WT-604G	16516752	CO <sub>2</sub> water tank, capacity 230 ml, autoclavable, compatible with ▶ 700 series endoscopes ▶ in connection with CT-11G compatible with CO <sub>2</sub> insufflator GW-100
WT-4	16133213	Water tank for the 500 and 600 series
WT-04G	16430788	CO <sub>2</sub> water tank, capacity 230 ml, autoclavable, compatible with ▶ 500 and 600 series endoscopes ▶ CO <sub>2</sub> insufflator GW-100
CA-01T	P68A10643411	Cleaning adapter for water tank WT-4 and CO <sub>2</sub> water tank WT-04G, autoclavable

# ANCILLARIES



Product code	Material code	Characteristics	Ø Instrument channel (mm)	Unit
--------------	---------------	-----------------	---------------------------	------

## CLEANING BRUSHES COLONOSCOPE KIT\*1 ②

CLE1-KIT2-COLO	70100147806	Colonoscope kit consisting of: 1 CLE1-C6-18-230 for colonoscope, 2 brushes, distal protection ball 1 CLE1-V2-012 for endoscope valve intake	2.2-4.2	50
----------------	-------------	--	---------	----

Product code	Material code	Characteristics	Ø Inner (mm)	Ø Outer (mm)	Length (mm)	Unit
--------------	---------------	-----------------	--------------	--------------	-------------	------

## SHEPHERD ENDOSCOPE PROTECTOR\*1 ②

SHP1-U1	70100147808	Endoscope protector in red, white, blue, green	4-10	37	140	50
---------	-------------	--	------	----	-----	----

Product code	Material code	Characteristics	Length (mm)	Ø Instrument channel (mm)	Unit
--------------	---------------	-----------------	-------------	---------------------------	------

## LAVAGE CATHETER\*1

SPE1-B5-18-120	70100146790	LL-connector	1,200	2.0	5
SPE1-B5-21-120	70100146822	LL-connector	1,200	2.8	5

Product code	Material code	Description	Characteristics	Compatibility	Unit
--------------	---------------	-------------	-----------------	---------------	------

## VALVES AND ADAPTERS FOR FUJIFILM

VAL1-G7-50*1	70100146737	JAZZ Endoscope Valve Kit	Consisting of air/water valve, suction valve and biopsy valve FROG, single-use	Fujifilm 700 series with G7 grip	50
--------------	-------------	--------------------------	--	----------------------------------	----

VAL1-G7-4-50*1	70100160979	JAZZ Endoscope Valve Kit	Disposable endoscope valve kit, consisting of air/water valve, suction valve, biopsy valve FROG and Jet Connector, single-use	Fujifilm 700 series with G7 grip	50
----------------	-------------	--------------------------	---	----------------------------------	----

VAL1-F1-100*1	70100146824	FROG biopsy valve	Single-use	For Fujifilm and Olympus endoscopes	100
---------------	-------------	-------------------	------------	-------------------------------------	-----

AWV-KIT-07-FJ*2	70100165653	Air/water cleaning valve (not sterile)	Single-use	Fujifilm 700 series	100
-----------------	-------------	--	------------	---------------------	-----

SB-605	16518762	Suction valve	Reusable	Fujifilm endoscopes with G7 grip	2
--------	----------	---------------	----------	----------------------------------	---

AW-603	16518748	Air/water valve	Reusable	Fujifilm endoscopes with G7 grip	2
--------	----------	-----------------	----------	----------------------------------	---

AW-604G	16578267	Gas/water valve	Reusable	Fujifilm endoscopes with G7 grip	1
---------	----------	-----------------	----------	----------------------------------	---

ADA-JC-FJ*2	70100165663	Water jet channel adapter, individually sterile packed with integrated check valve		Fujifilm endoscopes with G5/G7 grip	100
-------------	-------------	--	--	-------------------------------------	-----

ADA-CO2-FJ*2	70100165678	CO <sub>2</sub> -adapter for Fujifilm CO <sub>2</sub> insufflator individually sterile packed	24 hours use	GW-100	100
--------------	-------------	---	--------------	--------	-----

FV-001	16632659	Forceps valve	Single-use	Fujifilm endoscopes with G5 / G7 grip	10
--------	----------	---------------	------------	---------------------------------------	----

AWV-KIT-03-FJ*2	70100165660	Endoscope valve kit	Consisting of biopsy valve, air/water valve, suction valve, single-use	Fujifilm 500 / 600 series	25
-----------------	-------------	---------------------	--	---------------------------	----

AWV-KIT-17-FJ*2	70100165655	Endoscope valve kit	Consisting of air/water cleaning valve (not sterile), single use	Fujifilm 500 / 600 series	100
-----------------	-------------	---------------------	--	---------------------------	-----



# ANCILLARIES



Product code	Material code	Description	Applicable endoscopes	Unit
VALVES FOR FUJIFILM EUS		②		
FV-002	16663165	Forceps valve	Fujifilm EUS endoscopes	20

## EUS BALLOON ②

WS1070000	70100146969	Echo-Hood – Ultrasonic balloons for endosonography	OL Linear GF-UM20, GF-UM30P, GF-UM130, GF-UMQ130, JF-UM20	20
-----------	-------------	--	---	----

Product code	Material code	Description	Characteristics	Compatibility	Unit
--------------	---------------	-------------	-----------------	---------------	------

## VALVES AND ADAPTERS FOR OTHER MANUFACTURERS

NEW	AWV-KIT-02-OLY*2	70100165668	Endoscope valve kit	Consisting of biopsy valve, air/water valve, suction valve, single-use	Olympus endoscopes from 140 series	25	THIRD PARTY PRODUCTS
	AWV-KIT-04-OLY*2	70100165670	Endoscope valve kit	Consisting of biopsy valve, air/water valve, suction valve, cleaning valve single-use	Olympus endoscopes from 140 series	25	
	AWV-KIT-05-OLY*2	70100165677	Endoscope valve kit	Biopsy valve, air/water valve, suction valve, air/water cleaning valve, water jet channel adapter	Olympus endoscopes from 140 series	25	
NEW	AWV-KIT-02-PX*2	70100165652	Endoscope valve kit	Consisting of biopsy valve, air/water valve, suction valve	90K/90I, K10/I10/I10C, J10 (GI)	25	THIRD PARTY PRODUCTS
NEW	VAL1-F1-100*1	70100146824	FROG Biopsy valve	Single-use	For Fujifilm and Olympus endoscopes		
	VAL1-P1-100*1	70100146810	FROG biopsy valve	Single-use	For Pentax endoscopes	100	
	ADA-JC-OUS*2	70100165654	Water jet channel adapter, individually sterile packed with integrated check valve		For Olympus endoscopes	100	THIRD PARTY PRODUCTS
	ADA-CO2-OUS*2	70100165679	CO <sub>2</sub> -adapter for Olympus CO <sub>2</sub> insufflator, individually sterile packed	24 hours use	Olympus CO <sub>2</sub> insufflator	100	

\*1 Manufactured by FUJIFILM medwork GmbH, Germany.  
 \*2 Manufactured by BODY PRODUCTS RELAX Pharma und Kosmetik GmbH, Germany.

# ANCILLARIES

FUJIFILM

THIRD  
PARTY  
PRODUCTS

NEW

Product code	Material code	Characteristics	Unit
TUBINGS FOR FRESENIUS & B. BRAUN WATER BOTTLES*1 ②			
WB-HYB-FJ4	70100165661	HybriX EcoFlushCap waterbottle cap with CO <sub>2</sub> tubing system and twin irrigation tube Fujifilm 500/600 series, includes CO <sub>2</sub> adapter	10
WB-HYB-FJ5	70100165669	HybriX EcoFlushCap waterbottle cap with CO <sub>2</sub> tubing system and twin irrigation tube Fujifilm 700 series, includes CO <sub>2</sub> adapter	10
WB-FJ4-WC2	70100165659	EcoFlushCap waterbottle cap with 1,1 m CO <sub>2</sub> tubing, for Fujifilm 500/600 series, includes CO <sub>2</sub> adapter	15
WB-FJ5-WC2	70100165667	EcoFlushCap waterbottle cap with 1,1 m CO <sub>2</sub> tubing, for Fujifilm 700 series, includes CO <sub>2</sub> adapter	15
WB-FJ7-WC2	70100165665	Twin Ecoflush cap, 24-hour use, Fujifilm 500/600/700 series, includes CO <sub>2</sub> adapter	15
WB-OL4-WC2	70100165649	EcoFlushCap waterbottle cap with 1,1m CO <sub>2</sub> tubing system for Olympus endoscopes	15
WB-PX5-WC2	70100165666	EcoFlushCap waterbottle cap with 1,1m CO <sub>2</sub> tubing system for all Pentax endoscopes series	15
IT-ETS-210	70100165673	Flushing tube with 2 male Luer-Lock connections and check valve, 24-hour use	15
IT-OUS-210	70100165657	Flushing tube with cap for flushing pumps, 24-hour use, Jet channel connector including check valve, (500 ml and 1000 ml water bottles) for use with Fresenius and B.Braun water bottles	15
WB-HYB-OL4	70100165662	HybriX EcoFlushCap waterbottle cap with CO <sub>2</sub> tubing system and twin irrigation tube Olympus endoscopes	10
WB-HYB-PX5	70100165672	HybriX EcoFlushCap waterbottle cap with CO <sub>2</sub> tubing system and twin irrigation tube Pentax endoscopes	10

\*1 Manufactured by BODY PRODUCTS RELAX Pharma und Kosmetik GmbH, Germany.

# ANCILLARIES

Product code	Material code	Characteristics	Applicable endoscopes	Unit
OVERTUBES*1 contain silicone rubber ㊟				
TS-1114B	16499887	Silicone overtube, sterile, with expiration date	EN-580XP	1
TS-1214B	16499899	Silicone overtube, sterile, with expiration date	EN-450P5/20	1
TS-1314B	164776689	Silicone overtube, sterile, with expiration date	EN-450T5, EN-580T, EN-840T	1
OVERTUBES contain natural rubber latex ㊟				
TS-12140	15928037	Latex overtube, sterile, with expiration date	EN-450P5/20	1
TS-13140	15928099	Latex overtube, sterile, with expiration date	EN-450T5, EN-580T, EN-840T	1
TS-13101	15928051	Latex overtube, sterile, with expiration date	EC-450BI5, EI-580BT	1
CONNECTION TUBES*1 for silicone overtubes				
TY-400	16501343	Also for PB-30; exchange once every month or once every 10 cases	450 series	1
TY-500	16501355	Also for PB-30; exchange once every month or once every 10 cases	500 series	1
CONNECTION TUBES for latex overtubes				
TY-04	15928283	Also for PB-20/30; exchange once every month or once every 10 cases	450 series	1
TY-06	16416598	Also for PB-20/30; exchange once every month or once every 10 cases	500 series	1
ENDOSCOPE BALLOON*1 contains silicone rubber ㊟				
BS-4	16476677	Ø 35 mm, ST-10 needed to attach, with expiration date		10 (+ 20 pcs fixing rubber)
ENDOSCOPE BALLOON contains natural rubber latex ㊟				
BS-2	15920815	Ø 35 mm, with expiration date		10 (+ 20 pcs fixing rubber)
BALLOON SETTING TOOLS for fixation				
ST-05B	16655869			20
ST-10	16328387			1

\*1 Some tubes and balloons used for EN-580T and EN-580XP are made from non-latex materials.

# ANCILLARIES



Product code	Material code	Characteristics	Unit
--------------	---------------	-----------------	------

## COLONOSCOPY EXAMINATION PANTS\*1 ②

MIS1-COLO-PANTS	70100146617	Colonoscopy examination pants, dark blue, fleece, including elastic, slit with hook-and-loop cover, prolonged waistline, Bermuda (width 70 cm/length 60 cm)	100
MIS1-COLO-PANTS1	70100146618	Colonoscopy examination pants, dark blue, fleece, including elastic, slit, Bermuda (width 61cm/length 65 cm)	100
MIS1-COLO-PANTS-XXL	70100146555	Colonoscopy examination pants, dark blue, fleece, including elastic, slit with hook-and-loop cover, prolonged waistline, Bermuda (width 85 cm/length 70 cm)	10

## ERCP TOWEL STERILE\*2 ②

MIS1-TOWEL-3	70100146673	ERCP towel, sterile, with 3 transparent insertion bags (30 x 26 cm), 75 x 90 cm	10
MIS1-TOWEL-4	70100146690	ERCP towel, sterile, with 4 transparent insertion bags (30 x 20 cm), 75 x 90 cm	10

Regional availability may vary, please contact your local distribution partner for further information.



Product code	Material code	Characteristics	Unit
--------------	---------------	-----------------	------

## PRODUCT CLIPC

MIS2-PRO-CLIP	70100147813	Reusable product clip for fixation and reprocessing of flexible accessories, autoclavable up to 134° C, opening width 0–10 mm	20
---------------	-------------	---	----


\*1 Manufactured by FUJIFILM medwork GmbH, Germany.  
\*2 Manufactured by Meiser Medical GmbH, Germany.

# MONITORS & PRINTERS


FUJIFILM

Model	Product description	Input signal	Output signal	Dimensions WxHxD (mm)	Weight (kg)	THIRD PARTY PRODUCTS
-------	---------------------	--------------	---------------	--------------------------	----------------	----------------------------

## SONY MONITORS\*1

Sony LMD-X3200MD 32"-4K LCD 	LED backlight with high brightness of max. 500 cd/m <sup>2</sup> , high resolution of 3840 x 2160 px (4K)	HDMI x1 Display Port x1 3G-SDI x1 incl. 1x loop out 12G-SDI x1 incl. 1x loop out DVI-Dx1	SDI(BNC) x1 Clone Out	754 x 476 x 79	11.8	
Sony LMD-2735MD 27"-Full HD LCD	LED backlight with high brightness of max. 300 cd/m <sup>2</sup> , high resolution of 1920 x 1080 pixels (Full HD)	HDMI x1 Display Port x 1 3G-SDI x1 incl. 1x loop out 12G-SDI x1 incl. 1x loop out DVI-Dx1	DVI-D x1	660 x 427 x 78	8.7	
Sony LMD-2435MD 24"-Full HD LCD	LED backlight with high brightness of max. 300 cd/m <sup>2</sup> , high resolution of 1920 x 1080 pixels (Full HD)	HDMI x1 Display Port x 1 3G-SDI x1 incl. 1x loop out 12G-SDI x1 incl. 1x loop out DVI-Dx1	DVI-D x1	572 x 376 x 78	6.7	

## EIZO MONITORS\*2

EIZO CuratOR (UHD) EX3242 32"-4K LCD 	LED backlight with high brightness of max. 850 cd/m <sup>2</sup> , high-resolution of 3840 x 2160 px (4K), optical bonding for reduced reflections, Smart Resolution Sparse Coding (S.R.S.C.) for high-definition images and enhanced sharpness	DisplayPort (HDCP 1.3) HDMI (HDCP 2.2/1.4) BNC (12G-SDI) BNC (3G-SDI) DVI-D (HDCP 1.4)	DisplayPort BNC (12G-SDI) DVI-D	760 x 463 x 92	13.2	
EIZO CuratOR EX2721 27"-Full HD LCD	LED backlight with high brightness of max. 900 cd/m <sup>2</sup> , high-definition, full multi-modality	BNC (3G-SDI) DVI-D x 2 (HDCP 1.4) D-Sub 15 pin (mini) S-Video BNC (Composite)	BNC (3G-SDI) DVI-D, S-Video BNC (Composite)	660 x 400 x 87	8.5	
EIZO EX2621-FJ 26"- Full HD LCD	LED backlight with high brightness of max. 700 cd/m <sup>2</sup> , high-definition, full multi-modality, displays up to three video sources simultaneously	BNC (3G-SDI) x 2 DVI-D x 2 (HDCP 1.4) D-Sub 15 pin (mini) BNC (RGB C-Sync or Component) S-Video BNC (Composite)	BNC (3G-SDI) x 2 (Composite) DVI-D BNC (RGB C-Sync or Component) S-Video BNC (Composite)	643 x 396 x 83	8.4	

Monitors might not be available in all countries. Please check with your local distributor.

Model	Printing method	Interface	Resolution	Dimensions WxHxD (mm)	Weight (kg)	THIRD PARTY PRODUCTS
-------	-----------------	-----------	------------	--------------------------	----------------	----------------------------

## SONY PRINTERS\*1

Sony UP-27MD	Dye sublimation thermal transfer	Hi-Speed USB (USB 2.0) x1	423 dpi	212 x 98 x 398	5.7	
Sony UP-D25MD	Dye sublimation thermal transfer	SDI IN: BNC (x1) 3G/HD/SD-SDI SDI OUT: BNC (x1) 3G/HD/SD-SD	423 dpi	212 x 98 x 398	5.7	

\*1 Manufactured by SONY Corporation, Japan.

\*2 Manufactured by EIZO Corporation, Japan.


Model	Product description		THIRD PARTY PRODUCTS
ITD-03 EUS Iso Plus		<b>EUS cart</b> <ul style="list-style-type: none"><li>▶ Weight approx. 85 kg, Dimensions: 618 mm x 1500 mm x 624 mm (WxHxD)</li><li>▶ 2x endoscope hanger, 4x shelves</li><li>▶ 2,000 VA, Isolating transformer with insulation monitoring function</li></ul>	
ITD-03 Iso Plus		<b>Standard cart</b> <ul style="list-style-type: none"><li>▶ Weight approx. 85 kg, Dimensions: 618 mm x 1340 mm x 624 mm (WxHxD)</li><li>▶ 1x endoscope hanger, 3x shelves</li><li>▶ 2,000 VA, Isolating transformer with insulation monitoring function</li></ul>	
ITD-00		<b>Classic cart</b> <ul style="list-style-type: none"><li>▶ Weight approx. 70 kg, Dimensions: 614 mm x 1277 mm x 625 mm (WxHxD)</li><li>▶ 1x endoscope hanger, 3x shelves</li></ul>	

<sup>\*1</sup> Manufactured by ITD GmbH, Germany.

# TRAINING & EDUCATION


Product code	Material code	Characteristics	THIRD PARTY PRODUCTS
--------------	---------------	-----------------	----------------------

## MIKOTO - COLONOSOPY TRAINING SIMULATOR\*1

MIKOTO COLON. SIMULATOR	70100161745	 <ul style="list-style-type: none"><li>▶ Advanced Artificial Model: Realistic colon texture with simulated colonic fold, soft and smooth surface, multiple polyps inside</li><li>▶ Automatic evaluation &amp; recording for self-learning with scoring and four levels of difficulty available</li><li>▶ Portable size 417 x 327 x 290 mm (WxHxD), 8.9 kg, simple preparation, no post-cleaning required</li></ul>	
-------------------------	-------------	---	--

Product code	Material code	Characteristics	Unit	THIRD PARTY PRODUCTS
--------------	---------------	-----------------	------	----------------------

## ENDOCEL TRAINING MODEL\*2

ENDOCEL (FOR ESD)	70100156737			
ENDOCEL (FOR ESD/ POEM)	70100156736	 <ul style="list-style-type: none"><li>▶ Incl. EndoGel pad; vinyl hose (tube); dedicated box to set up the EndoGel pad (outer box); dedicated box to put through the over-tube</li><li>▶ 14 x 18.5 x 2.5 cm (WxLxH)</li></ul>	1	

\*1 Manufactured by R ZERO Inc., Japan.  
\*2 Manufactured by Sunarrow Co., Ltd., Japan.







Manufactured and distributed by  
FUJIFILM Corporation  
26-30, Nishiazabu 2-chome, Minato-ku,  
Tokyo 106-8620, JAPAN  
[www.fujifilm.com](http://www.fujifilm.com)

Authorized Representative  
FUJIFILM Healthcare Europe GmbH  
Balcke-Dürr-Allee 6, 40882 Ratingen, Germany

Importer  
FUJIFILM Europe B.V.

©2025 FUJIFILM Healthcare Europe GmbH

This brochure may contain descriptions of optional functions and products. Specifications and appearance may be subject to change for improvement without notice. For proper use of the system, be sure to read the operating manual prior to placing it into service.  
The name FUJIFILM and the FUJIFILM logo are trademarks of FUJIFILM Corporation. All other trademarks shown are trademarks of their respective owners. All rights reserved.